WORKSHOP EQUIPMENT
车间设备








ONE TIME FORMING DN600
LARGE DIAMETER PIPE FITTINGS
一次成型 DN600 大口径管件

CONTENTS
目录

PVDF

PVDF 聚偏二氟乙烯
PVDF Polyvinylidene Fluoride

- 工作使用温度范围：-40°C ~150°C
- working temperature range: -40°C ~150°C


PVDF G41F-10F 隔膜阀
Diaphragm valve


PVDF Q41F-10F 法兰球阀
Flanged ball valve


PVDF Q61F/11F -10F 由任球阀
Double union ball valve


PVDF D71X-10F 通用型手柄蝶阀
Handle type butterfly valve


PVDF D371X-10F 通用型蜗轮式蝶阀
Worm-gear type butterfly valve


PVDF Q941F-10F 电动法兰球阀
Electric flange ball valve


PVDF Q641F-10F 气动法兰球阀
Pneumatic flange ball valve


PVDF Q961F-10F 电动由任球阀
Electric Union ball valve


PVDF Q661F-10F 气动由任球阀
Pneumatic Union ball valve


PVDF D971X-10F 通用型电动蝶阀
Electric butterly valve


PVDF D671X-10F 通用型气动蝶阀
Pneumatic butterfly valve


PVDF J41F-10F 法兰式截止阀
Flange type globe valve


PVDF H44F-10F 旋启式止回阀
Swing type check valve


PVDF H41F-10F 球芯式止回阀
Ball check valve


PVDF H42F-10F 底阀
Bottom valve


PVDF H42F-10F 底阀
Bottom valve


PVDF 液面计
Liquid level indicator


PVDF 视镜
Sight Glass


PVDF 热熔承插法兰
Hot melt socket flange


PVDF 活套法兰
Vanstone flange

PVDF

PVDF 聚偏二氟乙烯
PVDF Polyvinylidene Fluoride

- 工作使用温度范围：-40°C ~150°C
- working temperature range: -40°C ~150°C

PVDF 盲法兰
Blind flange

PVDF 热熔承插管帽
Hot melt socket pipe cap

PVDF 热熔承插大小头
Hot melt socket reducer

PVDF 热熔承插直通
Hot melt socket coupling

PVDF 热熔承插三通
Hot melt socket tee

PVDF 对焊三通
Butt welding tee

PVDF 热熔承插异径三通
Hot melt socket reducing tee

PVDF 热熔承插 45°弯头
Hot melt socket 45°elbow

PVDF 热熔承插 90°弯头
Hot melt socket 90 ° elbow

PVDF 内螺纹接头
Female adaptor

PVDF 外螺纹接头
Male adaptor

PVDF 由任活接
Union

PVDF 管材
PVDF pipes

CPVC

CPVC 氯化聚氯乙烯
CPVC Chlorinated Polyvinyl Chloride

- 工作使用温度范围：-20°C ~95°C
- working temperature range: -20°C ~95°C

CPVC G41F-10V 法兰式隔膜阀
Flange diaphragm valve

CPVC Q41F-10V 法兰球阀
Flanged ball valve

CPVC Q341F-10V 蜗轮式球阀
Worm gear ball valve

CPVC Q61F/11F-10V 由任球阀
Double union ball valve

CPVC Q41F-10V 法兰式由任球阀
Flange union ball valve

CPVC D71X-10V 手柄蝶阀
Handle butterfly valve

CPVC D371X-10V 蜗轮蝶阀
Worm gear butterfly valve

CPVC Q941F-10V 电动法兰球阀
Electric flanged ball valve

CPVC Q641F-10V 气动法兰球阀
Pneumatic flanged ball valve

CPVC Q961F-10V 电动承插球阀
Electric socket ball valve

CPVC Q661F-10V 气动蝶阀
Pneumatic butterfly valve

CPVC D971X-10V 电动蝶阀
Electric butterly valve

CPVC D671X-10V 气动蝶阀
Pneumatic butterfly valve

CPVC J41F-10V 法兰式截止阀
Flange globe valve

CPVC H44F-10V 旋启式止回阀
Swing check valve

CPVC H41F-10V 立式止回阀
Ball check valve

CPVC H61F-10V 单由任承插止回阀
Single union socket check valve

CPVC H42F-10V 底阀
Bottom valve

CPVC G41F-10V 液面计
Liquid level indicator

CPVC 视镜
Sight Glass

CPVC

CPVC 氯化聚氯乙烯
CPVC Chlorinated Polyvinyl Chloride

- 工作使用温度范围：-20°C ~95°C
- working temperature range: -20°C ~95°C

CPVC 承插法兰
Socket flange

CPVC 通用型承插法兰
Universal socket flange

CPVC 活套法兰
Vanstone flange

CPVC 盲法兰
Blind flange



CPVC 管帽
Pipe cap

CPVC 大小头
Reducer

CPVC 直通
Coupling

CPVC 三通
Tee

CPVC Y 型三通
Y-type tee

CPVC 异径三通
Reducing tee

CPVC 四通
Cross

CPVC 45°弯头
45 ° elbow

CPVC90°弯头
90° elbow



CPVC 补芯
Bushing

CPVC 内螺纹接头
Female adaptor

CPVC 外螺纹接头
Male adaptor

CPVC 由任活接
Union

CPVC 马鞍座
Saddle

CPVC 管材
CPVC pipes

UPVC

UPVC 硬聚氯乙烯
UPVC Unplasticized Polyvinyl Chloride

- 工作使用温度范围：0°C ~65°C
- working temperature range: 0°C ~65°C

UPVC G41F-10U 法兰式隔膜阀
Flange diaphragm valve

UPVC G61F-10U 由任隔膜阀
Union diaphragm valve

UPVC Q41F-10U 法兰球阀
Flanged ball valve

UPVC Q61F/11F-10U 由任球阀
Double union ball valve

UPVC Q41F-10U 法兰式由任球阀
Flanged ball valve

UPVC D71X-10U 手柄蝶阀
Handle butterfly valve

UPVC D371X-10U 蜗轮蝶阀
Worm gear butterfly valve

UPVC Q941F-10U 电动法兰球阀
Electric flanged ball valve

UPVC Q641F-10U 气动法兰球阀
Pneumatic flanged ball valve

UPVC Q961F-10U 电动由任球阀
Electric union ball valve

UPVC Q661F-10U 气动由任球阀
Pneumaticunion ball valve

UPVC D971X-10U 电动蝶阀
Electric butterly valve

UPVC D671X-10U 气动蝶阀
Pneumatic butterfly valve

UPVC J41F-10U 法兰式截止阀
Flange globe valve

UPVC H44F-10U 旋启式止回阀
Swing check valve

UPVC H41F-10U 立式止回阀
Ball check valve

UPVC H61F-10U 单由任承插止回阀
Single union socket check valve

UPVC H42F-10U 底阀
Bottom valve

UPVC 液面计
Liquid level indicator

UPVC 视镜
Sight Glass

UPVC

UPVC 硬聚氯乙烯
UPVC Unplasticized Polyvinyl Chloride

- 工作使用温度范围：0°C ~65°C
- working temperature range: 0°C ~65°C

UPVC 过滤器
Stainer

UPVC 承插法兰
Socket flange

UPVC 通用型承插法兰
Universal socket flange

UPVC 活套法兰
Vanstone flange

UPVC 盲法兰
Blind flange

UPVC 管帽
Pipe cap

UPVC 大小头
Reducer

UPVC 直通
Coupling

UPVC 三通
Tee

UPVC 异径三通
Reducing tee

UPVC 四通
Cross

UPVC45°弯头
45 ° elbow

UPVC 90°弯头
90 ° elbow

UPVC 补芯
Bushing

UPVC 内螺纹接头
Female adaptor

UPVC 外螺纹接头
Male adaptor

UPVC 活接
Union

UPVC 马鞍座
Saddle

UPVC 管
UPVC pipes

PPH

PPH 均聚聚丙烯
PPH Polyproplyene-Homo

- 工作使用温度范围：-20°C ~110°C
- working temperature range: -20°C ~110°C

PPH G41F-10S 法兰式隔膜阀
Flange diaphragm valve

PPH G61F-10S 由任隔膜阀
Union diaphragm valve

PPH Q41F-10S 法兰球阀
Flanged ball valve

PPH Q61F/11F -10S 由任球阀
Double union ball valve

PPH Q41F-10S 法兰式由任球阀
Flanged union ball valve

PPH PE 对焊球阀
Butt welding ball valve

PPH PE 法兰 + 对焊球阀
Flange +PE butt welding ball valve

PPH PE 对焊三通球阀
Butt welded tee ball valve

PPH 对焊三通球阀
Butt welding Tee ball valve

PPH 热熔承插三通球阀
Hot melt socket tee ball valve

PPH 法兰热熔对焊球阀
Hot melt/butt welding ball valve

PPH D71X-10S 手柄蝶阀
Handle butterfly valve

PPH D371X-10S 蜗轮蝶阀
Worm gear butterfly valve

PPH D371X-10S 大型蝶阀
Large butterfly valve

PPH Q941F-10S 电动法兰球阀
Electric flanged ball valve

PPH Q641F-10S 气动法兰球阀
Pneumatic flanged ball valve

PPH Q961F-10S 电动承插球阀
Electric socket ball valve

PPH Q661F-10S 气动承插球阀
Pneumatic socket ball valve

PPH D971X-10S 电动蝶阀
Electric butterfly valve

PPH D671X-10S 气动蝶阀
Pneumatic butterfly valve

PPH

PPH 均聚聚丙烯
PPH Polyproplyene-Homo

- 工作使用温度范围: -20°C ~110°C
- working temperature range: -20°C ~110°C

PPH J41F-10S 法兰式截止阀
Flange globe valve

PPH H44F-10S 旋启式止回阀
Swing check valve

PPH H41F-10S 立式止回阀
Ball check valve

PPH H61F-10S 双由任止回阀
Double union check valve

PPH H61F-10S 热熔对焊止回阀
Socket ball valve

PPH H61F-10S 热熔承插止回阀
Hot melt socket check valve

PPH H42F-10S 底阀
Bottom valve

PPH G41F-10S 液面计
Liquid level gauge

PPH 视镜
Sight Glass

PPH 承插法兰
Socket Flange

PPH 对焊钢衬活套法兰
Butt welded steel lined vanstone flange

PPH 热熔活套法兰
Hot melt vanstone flange

PPH 盲法兰
Blind flange

PPH 热熔管帽
Hot melt pipe cap

PPH 热熔承插大小头
Hot melt socket reducer

PPH 对焊大小头
Butt welding reducer

PPH 对焊偏心大小头
Butt welding eccentric reducer

PPH 热熔承插直通
Hot melt socket coupling

PPH 热熔承插三通
Hot melt socket tee

PPH 对焊三通
Butt welding tee

PPH

PPH 均聚聚丙烯
PPH Polyproplyene-Homo

- 工作使用温度范围: -20°C ~110°C
- working temperature range: -20°C ~110°C

PPH 热熔承插异径三通
Hot melt socket reducing tee

PPH 对焊异径三通
Butt welding reducing tee

PPH 热熔承插 45°弯头
Hot melt socket 45 ° elbow

PPH 对焊 45°弯头
Butt welding 45 ° elbow

PPH 热熔承插 90°弯头
Hot melt socket 90 ° elbow

PPH 对焊 90°弯头
Butt welding 90 ° elbow

PPH 内螺纹接头
Female adaptor

PPH 外螺纹接头
Male adaptor

PPH 由任活接
Union

PPH 管
PPH pipes

FRPP

FRPP 增强聚丙烯
FRPP Fiber Reinforced Polypropylene

- 工作使用温度范围：-14°C ~90°C
- working temperature range: -14°C ~90°C

FRPP G41F-10S 法兰式隔膜阀
Flange diaphragm valve

FRPP Q41F-10S 法兰球阀
Double union ball valve

FRPP Q341F-10S 蜗轮法兰球阀
Worm gear flange ball valve

FRPP Q61F/11F-10S 承插球阀
Socket ball valve

FRPP D71X-10S 手柄蝶阀
Handle butterfly valve

FRPP D371X-10S 蜗轮蝶阀
Worm gear butterfly valve

FRPP D371X-10S 大型蝶阀
Large butterfly valve

FRPP D971X-10S 电动蝶阀
Electric butterfly valve

FRPP D671X-10S 气动蝶阀
Pneumatic butterfly valve

FRPP J41F-10S 法兰式截止阀
Flange globe valve

FRPP H41F-10S 立式止回阀
Ball check valve

FRPP H44F-10S 旋启式止回阀
Swing check valve

FRPP H41F-10S 升降式止回阀
Lift check valve

FRPP H42F-10S 底阀
Bottom valve

FRPP 液面计
Liquid level indicator

FRPP 视镜
Sight Glass

FRPP 承插法兰
Socket Flange

FRPP 活套法兰
Vanstone flange

FRPP 盲法兰
Blind flange

FRPP 管帽
Pipe cap

FRPP

FRPP 增强聚丙烯
FRPP Fiber Reinforced Polypropylene

- 工作使用温度范围：-14°C ~90°C
- working temperature range: -14°C ~90°C

FRPP 大小头
Concentric reducer

FRPP 直通
Coupling

FRPP 三通
Tee

FRPP 异径三通
Reducing tee

FRPP 45°弯头
45 ° elbow

FRPP 90°弯头
90° elbow

FRPP 补芯
Bushing

FRPP 内螺纹接头
Female adaptor

FRPP 外螺纹接头
Male adaptor

FRPP 由任活接
Union



FRPP 管
FRPP pipes

泵及其它辅材

Pumps &
Other auxiliary materials

FRPP FP 系列耐腐蚀离心泵（直联式）
Corrosion resisting plastics centrifugal pump(direct-type)

FRPP FP 系列耐腐蚀离心泵（轴联式）
Corrosion resisting plastics centrifugal pump(shaft-type)

FRPP FPZ 系列耐腐蚀自吸泵（直联式）
Corrosion resisting plastics self-priming pump(Direct-type)

FRPP FPZ 系列耐腐蚀自吸泵（轴联式）
Corrosion resisting plastics self-priming pump(Shaft-type)

PVDF FV 系列耐腐蚀离心泵（直联式）
Corrosion resisting plastics centrifugal pump(direct-type)

PVDF FV 系列耐腐蚀离心泵（轴联式）
Corrosion resisting plastics centrifugal pump(shaft-type)

PVDF FVZ 系列耐腐蚀自吸泵（直联式）
Corrosion resisting plastics self-priming pump(Direct-type)

FRPP 水喷射真空泵、汽水串联喷射泵
Water jet vacuum pump/ Aerated water series connection jet pump

FRPP 水喷射真空泵、汽水串联喷射泵
Water jet vacuum pump/ Aerated water series connection jet pump

全塑卧式成套真空机组
Horizontal plastic water jet vacuum pump units sets

塑料螺丝
Plastic screw

法兰垫片
Flange gasket

隔膜阀膜垫、膜片
Diaphragm valve diaphragm gasket and diaphragm



全材质焊条组合
All material welding rod group

胶水 & 清洁剂
Glue & Cleaner

复合管材管件系列

Composite pipes &
Composite pipe fittings series

复合法兰
Composite flange

复合管帽
Composite pipe cap

复合大小头
Composite concentric reducer

复合直通
Composite coupling

复合三通
Composite tee

复合异径三通
Composite reducing

复合四通
Composite cross

复合 45°弯头
Composite 45 ° elbow

复合 90°弯头
Composite 90 ° elbow

复合管道
Composite pipes

STANDARDS FOR CPVC PIPELINES
CPVC 管道系统设计引用标准

1、产品设计参考：JIS/6676、JIS/K 6777、ASTMD 1785、ISO/DIS 15493 和 SO/DIS 15877 等标准；

2、工业用 CPVC 管道系统产品符合：GB/T 18998 系列标准；

3、冷热水用 CPVC 管道系统产品符合：GB/T 18993 系列标准。

1.Standards referred to: JIS/K 6676, JIS/K 6777, ASTMD 1785, ISO/DIS 15493 and ISO/DIS 15877,etc;
2.CPVC pipelines used In industry: GB/T 18998 series standards;
3.Standards for hot water and cold water CPVC pipelines network products: GB/T 18993 series standards.

工业用 CPVC 管道系统主要性能 MAIN PROPERTIES OF CPVC PIPELINES NETWORK

特性 Property	单位 Units	技术指标 Test quota	试验方法 Test method
密度 Density	Kg/m³	1450~1650	GB/T 1033 方法 A
维卡软化温度（管材） Vicat softening temperature(pipes)	°C	⩾ 110	GB/T 8802
维卡软化温度（管件） Vicat softening temperature(Fittings)	°C	⩾ 103	GB/T 8802
纵向回缩率 Longitudinal reversion	%	⩽ 5	GB/T 6671 方法 B
氯含量（质量百分比） Chlorinity(mass percent)	%	⩾ 60	GB/T 7139
静液压试验 Hydrostatic pressure test	——	无破裂、无渗漏 No breakage&blistering	ISO 167：1996
静液压状态下热稳定试验 Thermal stabiity test under a hydrostatic state	——	无破裂、无渗漏 No breakage&blistering	ISO 1167
落锤冲击试验（0°C TIR） Falling weight impact test	——	TIR ⩽ 10%	GB/T 14152
液压试验 Hydraulic pressure test	——	无破裂、无渗漏 No breakage&blistering	GB/T 6111
烘箱试验 Oven test	——	无分层、无开裂 No grooving&blistering	GB/T 8803
弹性模量 * Modulus of lasticity	Mpa	2660	ASTM D 638
拉伸强度 * Ultimate tensile strength	Mpa	56	ASTM D 638
冲击强度 * Impact strength	KJ/m²	⩾ 16	ASTM D 256
热膨胀系数 * Thermal expansion coefficient	M/m/k	6.1×10-5	ASTM D 696
热传导率 * Thermo-conductivity	Cal/g/°C	0.14	ASTM C 177
比热 * Specific heat	Cal/g/°C	0.14	——
体电阻 * Bulk resistance	Ω/cm	＞ 1015	——
介电强度 * Dielectric Strength	AC,KV/mm	13	——
阻燃性 * Fire resistance property	——	自熄 Self exting	UL-94

注：带“*”引自 ASTM 标准

CPVC OUTLINE
CPVC 概述

- 氯化聚氯乙烯 Chlorinated polyvinyl chloride (cpvc) 由于其相对低成本、高硬质脆脂温度 Tg、高热弯曲温度、化性迟钝不活泼、优异的机械性强度、非电导性、最安全的燃烧传导性和烟雾性，已使得 CPVC 成为非常重要的工程塑胶材料。
- CPVC 最早是由 BFGoodrich 公司在 1960 年代初期加以商业化生产及运用，它的耐高温及绝佳耐化性已在不同的工业应用中获得了极高的评值。
- 概念上 CPVC 是由 PVC 单质聚合体经过氯化作用形成的，典型上的 PVC 和氯是根据基础自由基反应机制进行作用，这可使用许多不同方法透过加热或 UV 能量加以启动，如下为较普通的 PVC 自由基氯化作用反应过程，其中 RH 代表 PVC。
- CPVC 会因不同氯化方式，其状况及氯的反应量有很大的差异性，CPVC 将基础 PVC 氯含量由 56.7% 提升至 74% 之高，而一般 CPVC 仅止于 63~69% 氯含量而已。由于 CPVC 氯含量的增加会使得聚合体硬质脆化温度 Tg 显著的提升，此外由于基础 PVC 分子重量的增加也使得在相同氯含量水准时，Tg 亦有小比率的增加。

- CPVC(Chlorinated polyvinyl chloride) has become an extremely important plastics materials in the engineering,it has a lot of merits such as relatively low cost,high hard embrittlement temperature(Tg) high thermal bending temperature,abtuse(inactive) chemical properties, excellent mechanical strength, no electric conductivity,safest conductibility and smokiness of combustion.
- The commercialized production and application of CPVC was initiated by BF Goodrich Corporation in early 1960,CPVC has received very high appraise in various industrial applications for its high-temperature resistance and perfect chemical resistance.
- In the concept,CPVC is made from PVC Homopolymer through chloridization ,while in the models,PVC and chlorine take actions according to the reaction mechanism of free basic radicals,where can be started up with varied methods like heating and UV power,a common reaction process on the chloridization of free PVC radicals is described as below,where RH refers to PVC.
- The status and reaction capacity (chlorine) of CPVC have vast difference by the different modes of chloridization. Compared with 63~69% as per general CPVC ,the chlorine content of basic PVC of this CPVC has been upgraded from 56.7% to 74%. Thanking to the increase of the increase of the chlorine content,the hard embrittlement temperature of polymer (Tg) will be greatly boosted, due to the increase of molecule weight of basic PVC ,Tg under same contentwill be also a little upgraded.

CPVC PRODUCT USES THE STANDARD
CPVC 产品采用标准

CPVC 系列产品标准管材按 GB/T18998.2-2003、管件按 GB/T18998.3-2003、维卡软化温度按 GB/T8802-2001、落锤冲击试验按 GB/T14152-2001，其它引用 ASTMF441、F439、F437;DIN8079、DIN8080、ISO15493-1 标准。

CPVC Series Standard Pipe Materials is produced as per GB/T18998.2-2003,Pipe Fittings as per GB/T 18998.3-2003,Vicat Softening Temperature as per GB/T8802-2001,Dart Drop Impact Test as per GB/T14152-2001,the others according to ASTMF441,F439,F437,as well as DIN8079,DIN8080,ISO15493-1.

CPVCTUBING,FITTING,CALVE PERFORMANCE CHARACTERISTIC
CPVC 管材、管件、阀门性能特点

使用温度范围广：-20°C至 95°C
具有极佳的强度和韧性
具有优良的耐化学腐蚀性能
阻燃性能为自熄性
低热传导性能，约为钢材的 1/200
介质中重离子含量达超纯水标准
卫生指标符合国家卫生标准要求
管壁平洁光滑，输送流体时具有较小的磨擦阻力和附着力
重量轻，相当于钢管 1/5，铜管的 1/6
安装方便，可采用粘接、螺纹、焊接等方式连接
优异的耐老化和抗紫外线性能，使正常使用寿命比其他管道系统均有很大的延长

Wide operating temperature range:-20°C to 95°C
Excellent strength and tenacity.
Excellent chemical and corrosive resistance
Self -extinguishing character in flame retardant property
Low thermal conductivity,about 1/200 of steel materials
The heavy ion of medium can meet the requirements as ultra pure water.
Sanitary Indexes accord with National Sanitary Standards.
Due to lean and smooth pipe wall,it has small friction and adhesive for when transmitting fluids.
Light weight,equal to 1/5 of steel pipe and 1/6 of copper pipe
Easy to install,can be connected by cementing ,screwing and welding etc.
Outstanding ageing resistance and anti-ultraviolet property ,its service life is greatly prolonged compared with normal one.

REINFORCED POLYPROPYLENC(FRPP) PIPE PERFORMANCE INDEX
增强聚丙烯 (FRPP) 管材性能指标

增强聚丙烯（FRPP）管材照化工部 HG20539-92 标准生产，是以优质玻璃纤维增强聚丙烯为原材料挤出成型。克服聚丙烯机械强度低的缺陷，保持聚丙烯优良耐腐蚀性能，提高工作温度（-14~90°C），形成机械强度高、耐磨性能好、成本低、使用寿命长、安装方便等特点，成为石油、氯碱、化纤、燃料、农药、轻工、污水处理等行业防腐首选管道。

FRPP pipe materials are produced according to HG20539-92 issued by Department of Chemical Industry, it is extruded and formed with the raw materials of high-quality fiber glass FRPP, it fills the limitation (which)occurred in FRPP with low mechanical strength and excellent anti-corrosive performance in PP. Moreover, it creased the operating temperature(-14~90° C), thus it has the merits like high mechanical strength, good abrasion resistance, low cost, long service life and convenient installation etc, it is the top choice of corrosive resistance in the industries like petroleum, chlorine alkaline, chemical fiber, dyestuff, pesticide, light industries, sewage disposal and so on.

FRPP 的机械物理性能 FRPP MECHANICAL PHYSICAL PERFORMANCE

指标名称 Target name	单位 Units	指标值 Target value
热变形温度 Heating distorsiontemperature	°C	＞135
密度 Density	g/cm^3	0.92~1.00
扁平试验 Flat experiment	压至管材外 1/2 无裂缝 Presses 1/2 does not have the crack to the tubing outside	
拉伸强度 Pull and draw intension	Mpa	35
断裂伸长率 Break elongation ratio	%	⩾ 90
弯曲强度 Bend intension	Mpa	⩾ 45
20°C液压试验（瞬时爆破环向应力） 20° C water test(instantaneous demolition link to stress)	Mpa	⩾ 14
悬臂梁冲击强度 Cantilever beam impact intensity	KJ/m^2	⩾ 26
落锤冲击能量 Drop hammer impact energy	kg·m	8
线膨胀系数 Linear expansion coefficient	10-5m/m°C	9~11

PVDF

PVDF：聚偏氟乙烯简称F-2。英文名称PolyVinglideneFluoride, 简称PVDF，分子式∈CF2-CH2∈n，分子量为40~60万。

PVDF是60年代发展的含氟塑料之一，它是用三氟乙烯、氢氟酸与锌粉等作用生成单体，再经聚合生成白色结晶固体，属均聚物。

PVDF分子结构规整性较大，分子中氟原子和氢原子大小相似，高分子链的排列紧密，并存在着较强的氢键效应，因此聚合物的拉伸强度，压缩强度及冲击韧性性等都比较大。PVDF的熔点较低（170°C左右），因此加工性能良好，成型方便，可用一般热塑料的加工方法（如注射、模压、挤出、吹塑等工艺成型）。

PVDF的化学稳定性良好，具有优良的耐化学腐蚀性和良好的耐热稳定性，可在-62°C ~150°C温度范围内长期使用。同时解电常数大，是良好的绝缘材料之一。能耐除盐酸，强溶剂外的所有盐、酸、碱、芳烃、卤素等介质。不燃、耐疲折断、抗磨损、自润滑性能好，虽原料进口，价格昂贵，一次性投入大，但价格大大低于进口管材，并以其优良耐腐蚀性能，无与伦比的使用寿命、安全系数高、减少维修，将给您带来显著的综合经济效益。

PVDF(Polyvinylidene fluoride)is nominated as F-2 in short, whose English Name PolyVinylidene Fluoride(PVDF for short),molecular formula (CF2-CH2)n and molecular weight is 400~600 thousand.

PVDF is one of fluoride plastics developed in 1960s, it is a homopolymer which formed under the actions of trifluoroethylene, hydrofluoric acid and zinc dust, and polymerized into white crystalline solid.

The molecular structure of PVDF has large regularity,the size of fluorine atom and and hydrogen atoms is similar in the molecule, the linage of macromolecule chains is compact and has strong hydrogen bond effects, therefore, the tensile strength, compressive strength and impact toughness of polymer is relatively high. The melting point of PVDF is low(about 170 ° C), so it has excellent performance of processing, easy shaping, it can be processed with general methods for thermal plastic like injection, mould pressing, extrusion and blow molding etc..

PVDF has excellent chemical stability, excellent chemical resistance and good thermal resisting stability, it can be long operated within the temperature range from -62 ° C to 150 ° C, furthermore, it is one of perfect insulation materials with a high dielectric constant , which can resist all mediums like salt ,acid ,alkaline, arene ,halogen and so on except for hydrochloric acid and strong solvent. It also enjoys the merits like no flame ,breaking resistance, wear resistance and good self lubricating property, Though its raw materials are Imported with high price and onetime investment, its price is greatly lower than imported pipe materials, it will bring you with obvious compressive economic effects on the basis of excellent corrosive resistance, incomparable service life, high safety coefficient and little maintenance.

PVDF的机械物理性能 FVDF MECHANICAL PHYSICAL PERFORMANCE

项目 Ltem	数值 Numerical value	项目 Ltem	数值 Numerical value
相对密度 Relative density	1.76	拉伸弹性模量 (Mpa) Pull and draw mould quality(Mpa)	840
吸水率 (%) Water-absorptivity(%)	0.04	弯曲弹性模量 (Mpa) Bend mould quality(Mpa)	1400
晶体熔点 (°C) Crystal melting point(° C)	171	压缩弹性模量 (Mpa) Compres mould quality(Mpa)	840
脆化温度 (°C) Embrittled temperature(° C)	＜-61	硬度 (HB) Degree of hardness(HB)	7
比热容 (J/Kg·k) Compared to heat capacity (J/Kg·k)	1170	摩擦系数 (对钢) Friction coefficient(To steel)	0.14
线膨胀系数 (K) Linear expansion coefficient(K)	80×10	介电系数 (60Hz) Dielectric coefficient	8.4
热变形温度 (°C)，0.46M PaThermal deformation temperature(° C),0.46M	150	(10^6Hz)	6.43
1.86MPa	90	介电损耗 (60Hz) Dieletric loss	0.05
分解温度 (°C) Decomposition temperature(° C)	316	(10^6Hz)	0.16
工作温度范围 (°C) Operating temperature scope(° C)	-40-150	体积电阻 (Ω·cm) Volume resistance(Ω·cm)	2×10
拉伸强度 (Mpa)，25°C Longitudinal strength(Mpa),25° C	49.2	击穿强度 (kv/m) Disruptive strength(kv/m)	＞10
100°C	35.2	耐电孤性 (s) Arc resistanse(s)	50~70
伸长率 (%) Elongation ratio(%)	30~400	燃烧性 Flammability	自熄 From extinguishes
抗压强度 (Mpa) Compressive strength(Mpa)	70	透明性 Transparency	透明—半透明 Transparent-Translucent
冲击强度 (KJ/m2) Impact intensity(KJ/m2)	1.47×10^4	耐化学腐蚀性 Bears chemistry corrosiveness	良好 Good

STANDARDS ADOPTED FOR DESIGN OF UPVC PIPELINES NETWORK
UPVC 管道系统设计引用标准

产品设计参考：ISO4422、ISO4435、ISO727、ASTMD5127、ASTMD1785、ASTMD2467、GB/T 11446.1、GB/T 11446.3、GB/T 11446.5、GB/T 11446.7 和 GB/T 11446.9 等标准；

给水用 UPVC 管道系统产品符合：GB/T 10002.1-2006、GB/T 10002.2-2003; 卫生性能符合：GB/T 17219;

化工用 UPVC 管道系统产品符合：GB/T 4219.2-2015;

电子级水用（洁净型）UPVC 管道系统产品符合：Q/TNCC 01-2008、Q/TNCC 02-2008。

Standards referred to for design :ISO4422，ISO4435，ISO727，ASTMD5127，ASTMD1785，ASTMD2467；GB/T 11446.1，GB/T 11446.3，GB/T 11446.5，GB/T 11446.7,GB/T 11446.9 and other standards;

Water supply UPVC pipelines products meet : GB/T 10002.1-2006，GB/T 10002.2-2003;

Their sanitary properties meet: GB/T 17219;

Chemical application UPVC pipelines products meet:GB/T 4219.2-2015;

Electronic -grade water clean UPVC pipelines products meet: Q/TNCC 01-2008，Q/TNCC 02-2008.

UPVC 的机械物理性能（产品执行标准 GB/T4219-2008）
UPVC MECHANICAL PHYSICAL PERFORMANCE (THE PRODUCT CARRIES OUT STANDARD GB/T4219-1996)

性能 Performance	测试标准 Test standard	单位 Unit	数据 Date
比重 Proportion	HG-144-65	g/m^3	1.41
拉伸强度 Longitudinal strength	GB1040-92	Mpa	49
弯曲强度 Bending strength	GB9341-88	Mpa	82
简支梁冲击强度 Stand shocking intension	GB1843-89	KJ/m^2	14
维卡软化点 WEI card intenerating pot	GB1633-89	°C	90
热变形温度 Heating distorsion temperature	GB1634-89	°C	74
纵向回缩率 Portrait returen rete	GB6671	%	⩾0.3
线性膨胀系数 Line expande coefficient	GB1036-89	m/m°C	4.1×10^{-5}
限额氧指数 Quota oxygen index	GB2406	%	41

UPVC 工作压力与温度的关系
UPVC WORKING PRESSURE AND TEMPERATURE RELATIONS

温度°C Temperature° C	工作压力 Mpa Working pressure Mpa
23	1
27	0.9
32	0.75
38	0.6
43	0.45
49	0.35
54	0.25
60	0.15
66	0

PROPERTIES OF UPVC PIPELINES USED IN WATER SUPPLY AND CHEMICAL APPLICATION
UPVC 给水用、化工用管道系统特性

- 使用温度：化工管道使用温度范围：-10°C ~60°C
  给水管道使用温度范围：-10°C ~60°C
- 阻燃性能为自熄性；
- 卫生性能：给水用管道系统符合 GB/T17219;
- 价格低：材料费用低，不同工程比例不同；
- 耐腐蚀性：具有优良的耐腐性能，详见产品耐化学性能腐蚀表；
- 耐压高：爆破压力为工作压力 4~5 倍，确保系统品质级安全；
- 韧性强：具有极佳的强度和韧性，不会受外力或内压变化大的情况下造成损害；
- 管壁光洁：输送流体时具有较小的摩擦阻力，抑制细菌滋生，流体介质不易附道；
- 耐老化：化学稳定性好，材料试验及国外内外工程应用实例证明，UPVC 正常使用实际寿命超过 50 年；
- 保温性能佳：低热传导性能，约为钢材的 1/200，节省保温材料及施工费用；
- 重量轻：相当于钢管的 1/5，铜管的 1/6，搬运、安装简单轻松，节省时间及费用。
- 安装施工方便：可采用粘接、法兰、螺纹，焊接等方式连接；
- 综合性能高：价格低，内外部光滑、不生锈、不积垢、耐腐蚀性能佳、施工简便、不传热、不导电、阻燃、机械强度高，适用性广。

- Use temperature: chemical pipeline use temperature range: -10 °C ~60 °C
  Water supply pipe temperature range: -10 °C ~60 °C
- The flame retardant performance is self-extinguishing;
- Hygienic performance: the water supply pipe system complies with GB/T17219;
- Low price: low material costs, different ratios of different projects;
- Corrosion resistance: It has excellent corrosion resistance. See the chemical resistance corrosion table of the product for details.
- High pressure resistance: the bursting pressure is 4~5 times of the working pressure to ensure the safety of the system quality level;
- Strong toughness: It has excellent strength and toughness and will not be damaged by external force or internal pressure.
- Smooth & clean wall: it has a small frictional resistance when transporting fluid, inhibits the growth of bacteria, and the fluid medium is not easy to attach;
- Anti-aging: good chemical stability, material testing and domestic and foreign engineering application examples prove that the actual life of UPVC is more than 50 years.
- Good thermal insulation performance:low thermal conductivity, about 1/200 of steel, saving insulation materials and construction costs;
- Light weight: equivalent to 1/5 of steel pipe, 1/6 of copper pipe, easy to carry and install, saving time and cost.
- Convenient installation and contruction: it can be connected by bonding, flange, thread, welding, etc.
- High comprehensive performance: low price, smooth inside and outside, no rust, no fouling, good corrosion resistance, simple construction, no heat transfer, no electricity, flame retardant, high mechanical strength, wide applicability.

PROPERTIES OF FRP/UPVC AND FRP/CPVC PIPELINES
FRP/UPVC、FRP/CPVC 管道系统特性

FRP/PVC、FRP/CPVC 复合管材和管件是化工用 UPVC 管材、管件、工业用 CPVC 管材、管件为内衬，玻璃钢作外增强层，通过界面粘合剂，经过特定机械缠绕制造。该管道综合了 UPVC、CPVC 耐腐蚀和 FRP 的强度高、耐温性好的特点，克服了 UPVC、CPVC 在较高温度下承受能力差、室外易老化的缺点，扩大了单一的 UPVC、CPVC 管道系统和 FRP 管的使用范围。

FRP/UPVC、FRP/CPVC 复合管材和管件价格低廉，安装维修方便，使用寿命长，管道内表面光滑，摩擦阻力小，耐腐蚀性良好、耐温性好、耐压高、耐磨、可设计性强、FRP/UPVC、FRP/CPVC 界面的粘结力强、抗冲击性良好、流体阻力小、无电化学腐蚀、投资省、安装方便等优点。产品广泛用于油田、化工、机械、冶金、轻工、电力、等行业，综合经济效益良好，是你理想的选择。

FRP/UPVC and FRP/CPVC composite pipes and fittings are made with UPVC piping material fittings, or chlorinated polyvinyl chloride piping materials fittings as the lining layer inside, and fibre glass reinforced plastic as the reinforcing layer outside. The pipeline combines the characteristics of UPVC, CPVC corrosion resistance and FRP with high strength and high temperature resistance. It overcomes the disadvantages of UPVC and CPVC under high temperature tolerance and aging, and expands the use range of single UPVC, CPVC piping system and FRP pipe.

FRP/UPVC, CPVC/FRP composite pipe and pipe fittings are in low price,convenient installation and maintenance, long service life,smooth surface, little friction resistance, good corrosion resistance good temperature resistance, high pressure resistance,high resistance and easily design,FRP/UPVC, FRP/CPVC interface has strong adhesive strength, good impact resistance, small fluid resistance, no electrochemical corrosion, investment province, and convenient installation. The products are widely used in oil fields, chemical industry, machinery, metallurgy, light industry, electric power, etc., the comprehensive economic benefits are good, it is your ideal choice.

APPLICABLE OCCASIONS FOR FRP/UPVC AND FRP/CPVC PIPELINES
FRP/UPVC、FRP/CPVC 管道系统适用场合

- 化学介质输送管；
- 氯碱工业工艺管；
- 污水处理及输送管道；
- 化学较高要求介质输送管；
- 热能输送管、海水输送管；
- 冶金工业化学介质输送管；
- 冶金、矿山等行业；
- 水电站压力水管、发电厂循环水管……

- Chemical medium conveying pipe;
- Chlorine-alkali industrial process pipe;
- Sewage treatment and delivery piping;
- Heat transfer pipe and seawater pipe;
- Chemical high demand medium conveying pipe;
- Metallurgical industrial chemical medium conveying pipe;
- Metallurgy, mining and other industries;
- Pressure water pipe of hydropower stations, water recycling pipes for power plants…

STANDARDS ADOPTED FOR DESIGN OF FRP/UPVC AND FRP/CPVC PIPE NETWORK
FRP/UPVC、FRP/CPVC 管道系统设计引用标准

- 产品设计参考：HG 20520、DIN 16965、DIN 16966、GB/T 4219、QB/T 3802、GB/T 18998 系列标准。
- FRP/UPVC 管道系统符合：基管符合 HG/T 3731-2004 或 HG/T 21636-1987；衬管符合 GB/T 4219、GB/T 3802。
- FRP/CPVC 管道系统产品符合：基管符合 HG/T 3731-2004、HG/T 21636-1987；衬管符合 GB/T 18998 系列标准。

- Product design reference: HG 20520\DN 16966,GB/T 4219,QB/T 3802,GB/T 18998 series standards, etc.
- FRP/UPVC base pipes meet requirements of HG/T 3731-2004 standard or HG/T 21636-1987 standard, and the liner pipes meet requirements of GB/T 4219 standard and QB/3802 standard.
- FRP/CPVC base pipes meet HG/T 3731-2004、HG/T 21636-1987 standard, And the liner pipes meet requirements of GB/T 18998 standard.

FRP/UPVC 管道系统主要性能 MAIN PROPERTIES OF FRP/UPVC PIPELINES NETWORK

名称 Name		性能指标 Property index	名称 Name	性能指标 Property index	
密度 Density,g/cm3		1.55-1.65	压缩强度 Compressive strength,Mpa	⩾ 56	
吸水性 Water aqbsorption,%		⩽ 0.2	弯曲强度 Bending strength,Mpa	⩾ 28	
树脂不可溶成分含量 Content of resin and insoluble materials		⩾ 80	短时失效压力，Mpa Short-time failure pressure,Mpa	DN400（含 400）以下 Lower than DN400	＞ 4
树脂含量 Resin content	复合管材 Composite pipes	45±5			
	复合管件 Composite fittting	55±5		DN400 以上 Higher than	＞ 2.4
拉伸强度 Tensile stength，Mpa		⩾ 35	粘接强度 Bonding strength,Mpa	＞ 4	

FRP/CPVC 管道系统主要性能 MAIN PROPERTIES OF FRP/CPVC PIPELINES NETWORK

名称 Name		性能指标 Property index
树脂不可溶成分含量 Content of resin and insoluble materials,%		⩾ 80
树脂含量 Resin content	复合管材 Composite pipes,%	45±5
	复合管件 Composite fittting,%	55±5
短时失效压力 Short-time failure pressure,Mpa		⩾ 4
剪切强度 Shear strength,Mpa		⩾ 4
巴苛尔硬度 Barcol Hardness		⩾ 40

BEAT(B)-PP(PPH) 主要性能 / MAIN PROPERTIES

Beat(β)-PP(PPH) BE60-7032 是一种高分子量低熔流率的均聚聚丙烯，它经过 β 改性，具有细腻的结晶结构。使它即使在低温下也有优异的抗冲击强度。增加了静液压强度，增加了耐化学品性能，提高了使用温度，并使其膨胀系数降到同等材料最低点。Beat(β)-PP(PPH) BE60-7032 是北欧化工专为生产工业和超纯管道、管件、挤出、板材等研制的牌号。

Beat(β)-PP(PPH) BE60-7032 is a high molecular weight low melt flow rate polypropylene homopolymer , which is modified by β and has a fine crystalline structure. It also has excellent impact strength even at low temperature. The static hydraulic strength is increased, the chemical resistance is increased, the temperature is increased, and the expansion coefficient is reduced to the lowest point of the same material.Beat (beta) - PP (PPH) be60-7032 is the brand name developed by the Nordic chemical industry for the production of industrial and ultra-pure pipe, pipe fitting, extrusion, and plate.

BEAT(B)-PP(PPH) 主要性能 PIPELINES SYSTEM PERFORMANCE TABLE

	特性 Property	标准 Criterion	单位 Unit	β-PPH
机械性能 Mechanical properties	密度（23°C）Density at 23° C	DIN53479 ISO/R1183	g/m^3	0.91
	熔融流动性 Melt flow index MFR190/5 CODET MFR230/5 CODEV MFI range	DIN53735 ISO1133	g/10min	0.5 1.25 M003
	屈服张应力 Tensile stress at yield	DIN53455 ISO/R527	N/mm^2	30
	屈服延伸率 Elongation at yield	DIN53452 ISO/R527	%	12
	断裂张应力 Tensile stress at break	DIN53495 ISO/R527	N/mm^2	45
	断裂点延伸率 Elongation at break	DIN53455 ISO/R527	%	＞ 50
	应变放 35% 时的张应力 Flexural stress at 35% strain	DIN53457 ISO/R178	N/mm^2	28
	弹性模量抗拉试验 Modalus of elasticity(tendile test)	DIN53455 ISO/R537	N/mm^2	1150
	切变模量 Modalus in shear	DIN53445 ISO/R537	N/mm^2	650
	球压痕硬度 Ball indent ation hardness	DIN53456 ISO2039	N/mm^2	67
	切口冲击强度（23°C） Charpy impact strength at 23° C	DIN53453 ISO/179/2C	KJ/m^2	50
	切口冲击强度（-30°C） Charpy impact strength at 30° C	DIN53453 ISO/179/2D	KJ/m^2	35
热性能 Thermal properties	临界熔点 Cristallity melting temperature	DIN53736	°C	160-165
	维卡式软化点 Vicat softening point VST-A/50 VST-B/50	DIN53460 ISO/R306	°C	95
	承载状态下温度 Deflection temperature under load A 方法 MethodeA B 方法 MethodeB	DIN53461 ISO75	°C	50 90
	热导率 Thermal conductivity(at 20° C)	DIN52612	W/mk	0.22
	热膨胀系数 Thermal expansion coefficient	DIN53752	1/°C	-4 1.0×10
	可燃性 Flammability			B2 B2 94-HB
电性能 Electrical properties	特征体积电阻率 Specific volume resistivity	DIN53482 Teil 1 IEC Publ.93	Ohm cm	16 ＞ 10
	绝缘强度 Dielectric strength	DIN53481 IEC Publ.234	Kv/mm	75
	表面电阻率 Surface resistivity	DIN53482 IEC Publ.167		13 ＞ 10
	颜色 Colour	RAL	Ohm	RAL7037 grey（灰）

应用温度范围表 APP TEMPERATURE BOUND LIST

材料 Material	介质温度°C Medium temperature° C	材料 Material	介质温度°C Medium temperature° C
氯化聚氯乙烯（CPVC）	-20°C ~+95°C	聚氯乙烯（UPVC）	0°C ~+60°C
增强聚丙烯（FRPP）	-14°C ~+90°C	均聚聚丙烯（PPH）	-20°C ~+110°C
聚偏二氟乙烯（PVDF）	-40°C ~+150°C		

PLASTIC VALVES SERIES
塑胶阀门系列

DIAPHRAGM VALVE
隔膜阀 G41F-10S

产品结构特点 MAIN STRUCTURAL FEATURES

1. 密封件膜片采用 F46 或 PFA、PTFE 制造，耐折次数 ≥ 120000 次。
2. 采用螺杆升降结构，启闭力矩小，平稳性好。

1. The seal diaphragm is made of F46 or PFA,PTEE, the number of folds is ≥ 120000 times.
2. Valve adopts screw lifting structure, opening and closing torque is small, good stability.

隔膜阀装配明细表 Diaphragm Valve Assembly Detail Drawing

件号 No.	名称 Name	材质 Material
1	限位罩 Cover limit	AS
2	螺柱 Stud	钢、不锈钢 Steel,StainlessSteel
3	压紧螺母 Retaining Nut	FRPP
4	垫圈 Washer	FRPP
5	手轮 Wheel	合金料 Alloy material
6	上压板 Platen	钢、不锈钢 Steel,StainlessSteel
7	双头螺柱及螺母 Double headed stud and Nut	钢、不锈钢 Steel,StainlessSteel
8	阀盖 Bonnet	FRPP,PVDF,CPVC,UPVC,PPH
9	阀杆螺母 Yoke Nut	钢、铜 Ht300 Steel
10	阀杆 Stem	钢、不锈钢 Steel,StainlessSteel
11	阀板 Valve Plate	铸铁、FRPP,PVDF,UPVC,CPVC,PPH、Steel,StainlessSteel、C.I.FRP
12	垫膜 Flim	EPDM,FPM
13	膜片 Diaphragm	F46.PFA.PTFE
14	阀体 Body	FRPP,PVDF,CPVC,UPVC,PPH
15	下压板 Platen	钢、不锈钢 Steel,StainlessSteel

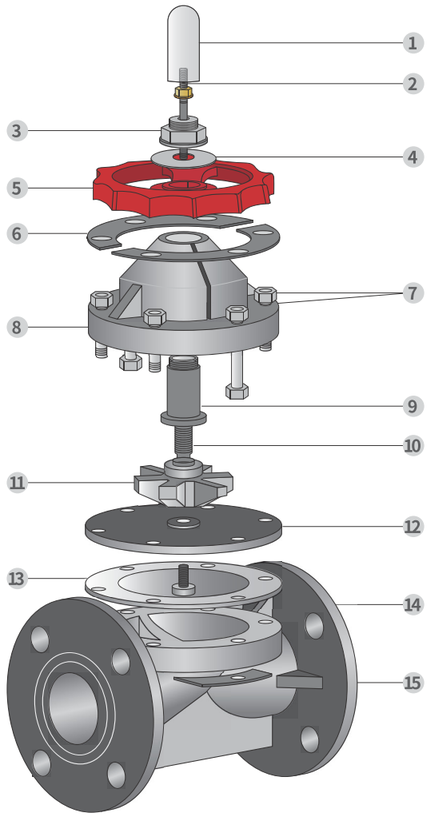

工作压力和工作温度表 WORKING PRESSURE AND WORKING TEMPERATURE LIST

MPa °C / 口径 Caliber	FRPP			PVDF			UPVC			CPVC		
	14-40	41-60	61-100	40-60	61-90	91-140	20-40	41-60	61-80	0-40	41-60	61-90
15 (1/2")	0.8	0.8	0.7	1	0.9	0.7	0.8	0.8	0.7	0.7	0.7	0.6
20 (3/4")	0.8	0.8	0.7	1	0.9	0.7	0.8	0.8	0.7	0.7	0.7	0.6
25 (1")	0.8	0.8	0.7	1	0.9	0.7	0.8	0.8	0.7	0.7	0.7	0.6
32 (1 1/4")	0.7	0.7	0.6	1	0.9	0.7	0.7	0.7	0.6	0.7	0.7	0.6
40 (1 1/2")	0.7	0.7	0.6	0.8	0.7	0.5	0.7	0.7	0.6	0.7	0.7	0.5
50 (2")	0.7	0.7	0.6	0.8	0.6	0.5	0.7	0.7	0.6	0.7	0.7	0.5
65 (2 1/2")	0.7	0.7	0.6	0.8	0.5	0.4	0.7	0.7	0.6	0.7	0.7	0.5
80 (3")	0.7	0.7	0.6	0.7	0.5	0.4	0.7	0.7	0.6	0.7	0.7	0.5
100 (4")	0.7	0.7	0.6	0.6	0.5	0.4	0.7	0.7	0.6	0.7	0.6	0.5
125 (5")	0.5	0.5	0.4	0.5	0.4	0.3	0.5	0.5	0.4	0.5	0.5	0.4
150 (6")	0.5	0.5	0.4	0.5	0.3	0.2	0.5	0.5	0.4	0.5	0.4	0.3
200 (8")	0.3	0.3	0.2	0.4	0.25	0.2	0.3	0.3	0.2	0.3	0.3	0.25
250 (10")	0.3	0.3	0.2	0.4	0.25	0.2	0.3	0.3	0.2	0.3	0.3	0.2

DIAPHRAGM VALVE
隔膜阀 执行标准 HG/T2643-2010

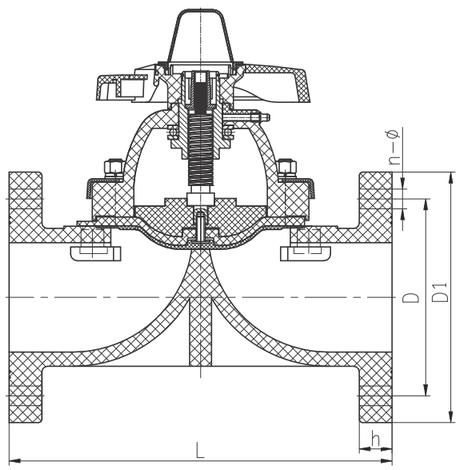

外形尺寸表 DIMENSION LIST

注：所有材质均可生产。

公称直径 DN（mm）	D1	D			L	h	n			Φ		
		GB	JIS	ANSI			GB	JIS	ANSI	GB	JIS	ANSI
15(1/2")	95	65	70	2.38	125	14	4	4	4	14X15	15X16	16X17
20（3/4"）	105	75	75	2.76	135	18	4	4	4	14X15	15X16	16X17
25（1"）	115	85	90	3.13	145	18	4	4	4	14X15	19X20.5	16X17
32（1 1/4"）	135	100	100	3.45	160	18	4	4	4	18X19	19X20.5	16X17
40（1 1/2"）	145	110	105	3.88	180	20	4	4	4	18X19	19X20.5	16X17
50（2"）	160	125	120	4.74	210	21	4	4	4	18X19	19X20.5	19X20
65（2 1/2"）	180	145	140	5.49	250	22	4	4	4	18X19.5	19X20.5	19X20.5
80（3"）	195	160	150	6	300	24	8	8	4	18X19.5	19X20.5	19X20.5
100（4"）	229	180	175	7.5	350	26	8	8	8	18X20	19X20.5	19X21.5
125（5"）	250	210	210	8.5	400	30	8	8	8	18	23	22
150（6"）	280	240	240	9.51	455	30	8	8	8	22	23	22
200（8"）	343	295	290	11.75	570	35	8	12	8	22	23	22
250（10"）	406	350	355	14.25	680	38	12	12	12	22	25	25
300（12"）	483	400	400	17	680	38	12	16	12	22	25	25

BALL VALVE
球阀 Q41F-10S

产品结构特点 MAIN STRUCTURAL FEATURES

1. 工程塑料系列球阀采用 FRPP、PVDF、CPVC、UPVC、PPH 等耐腐蚀热塑性塑料一次注塑成形，有较强抗腐能力。
2. 密封可靠、启闭力矩小。
3. 流体阻力小、启闭迅速。
4. 结构简单、外形美观。

1.Engineering plastic series ball valve adopts FRPP, PVDF, CPVC, UPVC, PPH etc the corrosion resistance thermoplastic plastic which formed in a single injection molding and has a strong ability to resist corrosion.
2.Reliable seal,small opening and closing torque.
3.Small fluid resistance,Open/close quickly.
4.Simple structure,beautiful appearance.

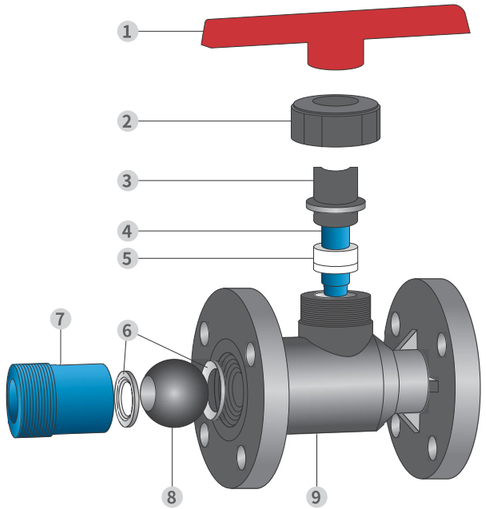

一体型球阀装配明细图
Boddily Form Ball Valve Assembly Detail Drawing

零件材质表 PART MATERIAL TABLE

注：所有材质均可生产。

件号 No.	名称 Name	材质 Material
1	手柄 Handle	合金料 Alloy material
2	压紧螺母 Retaining Nut	FRPP,PVDF,UPVC,CPVC,PPH
3	定位圈 Locating ring	FRPP,PVDF,UPVC,CPVC,PPH
4	阀杆 Stem	FRPP,PVDF,UPVC,CPVC,PPH
5	阀杆密封 Stem seal	PTFE
6	球密封 Sealed ball	PTFE
7	密封座 Seal seat	FRPP,PVDF,UPVC,CPVC,PPH
8	球 Ball	FRPP,PVDF,UPVC,CPVC,PPH
9	阀体 Body	FRPP,PVDF,UPVC,CPVC,PPH

FLANGED BALL VALVE

法兰球阀 执行标准 HG/T2737-2004、GB/T37842-2019

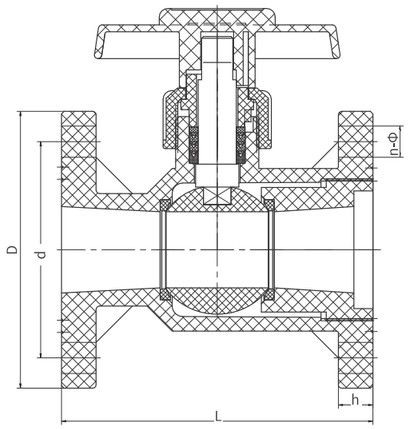

外形尺寸表 DIMENSION LIST

公称直径 DN（mm）	D	d			L	h	n			Φ		
		GB	JIS	ANSI			GB	JIS	ANSI	GB	JIS	ANSI
15(1/2")	95	65	70	2.38	120	15	4	4	4	14	15	16
20（3/4")	105	75	75	2.76	120	16	4	4	4	14	15	16
25（1")	120	85	90	3.13	130	16	4	4	4	14	19	16
32（1 1/4")	135	100	100	3.45	145	18	4	4	4	18	19	16
40（1 1/2")	145	110	105	3.88	168	20	4	4	4	18	19	16
50（2")	160	125	120	4.74	180	20	4	4	4	18	19	19
65（2 1/2")	180	145	140	5.49	225	22	4	4	4	18	19	19
80（3")	195	160	150	6	260	25	8	8	4	18	19	19
100（4")	215	180	175	7.5	280	25	8	8	8	18	19	19
125（5")	245	210	210	8.5	350	30	8	8	8	18	23	22
150（6")	280	240	240	9.51	400	30	8	8	8	22	23	22
200（8")	335	295	290	11.75	400	35	8	12	8	22	23	22
250（10")	406	350	355	14.25	450	38	12	12	12	22	25	25
300（12")	483	400	400	17	450	38	12	16	12	22	25	25

DOUBLE UNIOU BALL VALVE

双由任球阀 Q61F-10S

产品结构特点 MAIN STRUCTURAL FEATURES

1. 双由任球阀 PTFE 垫座松紧可适度调整。
2. 双层 O 型圈提供双重防漏保护。
3. 外观精致、表面光滑、加工精细、全流量设计。

1. The PTFE seat of double-union ball valve can be adjusted tightly.
2. Double O-rings provide double leak protection.
3. Exquisite appearance, smooth surface, fine processing, full flow design.

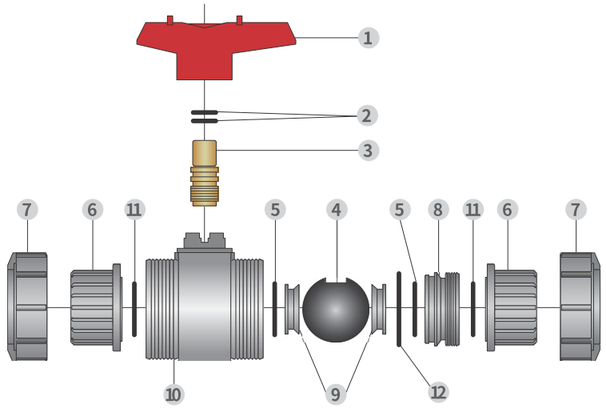

由任球阀装配明细图
Socket Ball Valve Assembly Detail Drawing

零件材质表 PART MATERIAL TABLE

件号 No.	名称 Name	材质 Material
1	手柄 Hand wheel	合金料 Alloy material
2	密封圈 Sealing ring	EPDM,FPM
3	阀杆 Stem	FRPP,PVDF,UPVC,CPVC,PPH
4	球 Ball	FRPP,PVDF,UPVC,CPVC,PPH
5	密封圈 Sealing ring	EPDM,FPM
6	承插、螺纹接头 Socket join	FRPP,PVDF,UPVC,CPVC,PPH
7	压紧螺母 Retaining nut	FRPP,PVDF,UPVC,CPVC,PPH
8	密封座 Seal seat	FRPP,PVDF,UPVC,CPVC,PPH
9	球密封 Ball seal	PTFE
10	阀体 Body	FRPP,PVDF,UPVC,CPVC,PPH
11	密封圈 Sealing ring	EPDM,FPM
12	密封圈 Sealing ring	EPDM,FPM

注：所有材质均可生产

UNIOU (SOCKET / THREADED) BALL VALVE
由任（承插 / 螺口）球阀 A 款

执行标准 HG/T2737-2004、GB/T37842-2019

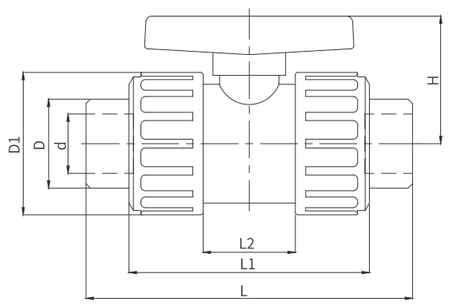

外形尺寸表 DIMENSION LIST

规格 DN	d	D	D1	L	L1	L2	H
15	20	30	48	105	88	32	45
20	25	36	58	126	92	40	50
25	32	43	70	145	106	50	60
32	40	54	81	170	112	48	80
40	50	64	98	186	126	60	85
50	63	78	110	205	147	65	95
65	75	92	132	235	160	70	110
80	90	110	154	285	190	90	130
100	110	130	180	350	239	126	155

1. 阀门有由任与螺纹两种连接。
   The valve has two kinds of connection （socket or thread connection）.
2. 此阀门可根据客户要求加装执行器，可安装气动电动执行器。
   This valve can be equipped with actuators according to customer requirements, and can be installed with pneumatic &electric actuators.

UNIOU (SOCKET / THREADED) BALL VALVE
由任（承插 / 螺口）球阀 B 款

执行标准 HG/T2737-2004、GB/T37842-2019

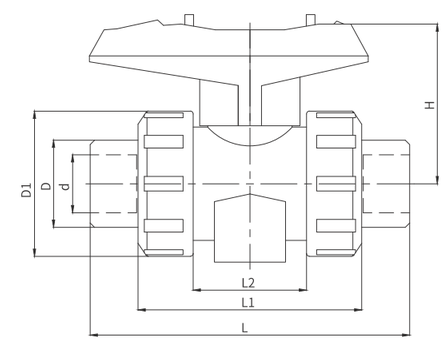

外形尺寸表 DIMENSION LIST

规格 DN	d	D	D1	L	L1	L2	H
15	20	32	50	110	77	39	55
20	25	38	58	125	87	46	65
25	32	46	70	140	96	50	70
32	40	56	85	160	110	55	90
40	50	65	98	170	120	60	100
50	63	80	124	190	140	68	110
65	75	96	135	230	155	68	115
80	90	112	158	280	205	100	120
100	110	133	192	335	235	124	130

1. 阀门有由任与螺纹两种连接。
   The valve has two kinds of connection （socket or thread connection）.
2. 此阀门可根据客户要求加装执行器，可安装气动电动执行器。
   This valve can be equipped with actuators according to customer requirements, and can be installed with pneumatic &electric actuators.

隔膜阀 DIAPHRAGM VALVE
球阀 BALL VALVE
蝶阀 BUTTERFLY VALVE
截止阀 GLOBE VALVE
止回阀 CHECK VALVE
底阀 BOTTOM VALVE
液面计 LEVEL INDICATOR
视镜 SIGHT GLASS
插板阀 GATE VALVE
自动化阀门 AUTOMATIC VALVE

HANDLE BUTTERFLY VALVE
手柄式蝶阀 D71X-10S

产品结构特点 MAIN STRUCTURAL FEATURES

1. 阀门小巧轻便，容易拆装及维修，并可在任意位置安装。
2. 结构简单、紧凑、操作扭矩小，90°回转开启迅速。
3. 流量特性趋直线，调节性能好。

1. The valve is small and light, easy to disassemble and repair, and can be installed at any position.
2. The structure is simple & compact, and the operating torque is small, and the 90° rotation is opened quickly.
3. The flow characteristics tend to be straight and the adjustment performance is good.

零件材质表 PART MATERIAL TABLE

件号 No.	名称 Name	材质 Material
1	手柄盖 Handle head	合金料 Alloy material
2	六角螺母 Hexagonal nut	钢、不锈钢 Steel,Stainless steel
3	手柄 Hand whell	合金料 Alloy material
4	阀杆 Stem	钢、不锈钢 Steel,Stainless steel
5	弹簧 Spring	钢 Steel
6	调节定位板 Adjust the positioning plate	合金料 Alloy material
7	销 Pin	钢 Steel
8	定位杆 Locating rod	合金料 Alloy material
9	阀体 Body	FRPP,PVDF,CPVC, UPVC,PPH
10	密封橡胶 Sealing rubber	EPDM,FPM
11	阀板 Valve Plate	FRPP,PVDF,CPVC, UPVC,PPH

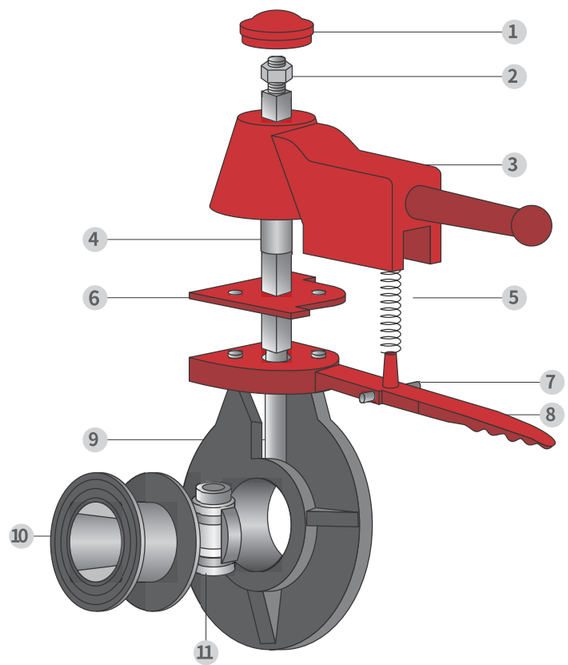

手柄式蝶阀装配明细图
Handle Butterfly Valve Assembly Detail Drawing

HANDLE BUTTERFLY VALVE
手柄式蝶阀（A 款） 执行标准 GB/T27725-2011

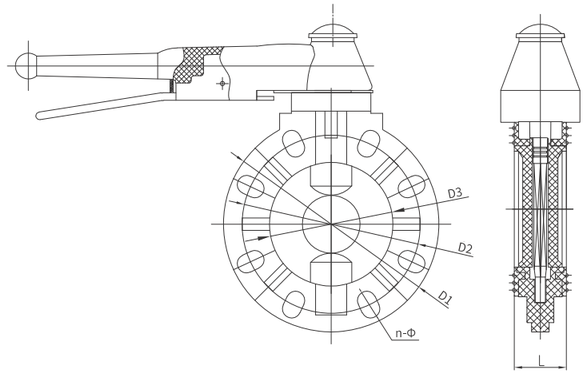

外形尺寸表 DIMENSION LIST

公称直径 DN(mm)	法兰外径 D1	孔距 D2			内径 D3	L	n-Φ		
		GB	JIS	ANSI			GB	JIS	ANSI
32（1 1/4''）	140	100	100	3.45	35	35	4-Φ17X25	4-Φ19	4-Φ16
40（1 1/2''）	150	110	105	3.88	45	40	4-Φ18	4-Φ19	4-Φ16
50（2''）	160	125	120	4.74	51	42	4-Φ18	4-Φ19	4-Φ19
65（2 1/2''）	180	145	140	5.49	66	47	4-Φ18	4-Φ19	4-Φ19
80（3''）	200	160	150	6	79	45	8-Φ18X22	8-Φ19	4-Φ19
100（4''）	220	180	175	7.5	98.5	55	8-Φ18X22	8-Φ19	8-Φ19
125（5''）	250	210	210	8.5	125	65	8-Φ18X22	8-Φ23	8-Φ22
150（6''）	290	240	240	9.51	148	75	8-Φ22X28	8-Φ23	8-Φ22
200（8''）	340	295	290	11.75	201	85	8-Φ24X28	12-Φ23	8-Φ22

此阀门可根据客户要求加装执行器，可安装气动电动执行器或蜗轮箱，运用相关材质快速安装模块，螺栓孔尺寸符合相关行业标准。

This valve can be equipped with actuators according to customer requirements,can be installed pneumatic or electric actuators reduction gear box,using the related material quickly install the module,bolt hole size comply with relevant industry standards.

隔膜阀 DIAPHRAGM VALVE
球阀 BALL VALVE
蝶阀 BUTTERFLY VALVE
截止阀 GLOBE VALVE
止回阀 CHECK VALVE
底阀 BOTTOM VALVE
液面计 LEVEL INDICATOR
视镜 SIGHT GLASS
插板阀 GATE VALVE
自动化阀门 AUTOMATIC VALVE

HANDLE BUTTERFLY VALVE

手柄式蝶阀（B款） 执行标准 GB/T27725-2011

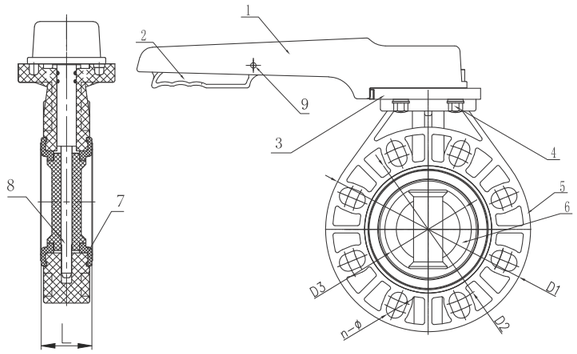

零件材质表 PART MATERIAL TABLE

编号 NO.	部件名称 Parts Name	材质 Material	数量 Qty.
1	手柄 Handle	合金料 Alloy Material	1
2	定位杆 Locating Rod	合金料 Alloy Material	1
3	定位板 Positioning plate	合金料 Alloy Material	1
4	螺帽罩 Nut Cup	FRPP	4
5	阀体 Body	FRPP,PVDF,CPVC,UPVC,PPH	1
6	阀板 Valve Plate	FRPP,PVDF,CPVC,UPVC,PPH	1
7	密封橡胶 Rubber seal	EPDM，FPM	1
8	阀杆 Stem	钢、不锈钢 Steel,Stainless steel	1
9	销子 Pin	合金料 Alloy material	1

外形尺寸表 DIMENSION LIST

公称直径 DN(mm)	法兰外径 D1	孔距 D2			内径 D3	L	n-Φ		
		GB	JIS	ANSI			GB	JIS	ANSI
40（1 1/2''）	148	110	105	3.88	45	39	4-Φ19X25	4-Φ19X25	4-Φ19X25
50（2''）	162	125	120	4.74	50	40	4-Φ19X26.5	4-Φ19X26.5	4-Φ19X26.5
65（2 1/2''）	180	145	140	5.49	64	42	4-Φ19X26.5	4-Φ19X26.5	4-Φ19X26.5
80（3''）	198	160	150	6	77	42	8-Φ19X25	8-Φ19X24	8-Φ19X25
100（4''）	225	180	175	7.5	96	52	8-Φ18X32	8-Φ19X32	8-Φ19X32
125（5''）	255	210	210	8.5	120	61	8-Φ23X33	8-Φ23X33	8-Φ23X33
150（6''）	285	240	240	9.51	145	71	8-Φ23X34	8-Φ23X34	8-Φ23X34
200（8''）	340	295	290	11.75	196.5	81	8-Φ23X33.5	12-Φ23x27	8-Φ23x33.5

WORM-GEAR TYPE BUTTERFLY VALVE

蜗轮式蝶阀 D371X-10S

产品结构特点 MAIN STRUCTURAL FEATURES

1. 阀门小巧轻便，容易拆装及维修，并可在任意位置安装。
2. 结构简单、紧凑、操作扭矩小，90°回转开启迅速。
3. 流量特性趋直线，调节性能好。

1. The valve is small and light, easy to disassemble and repair, and can be installed at any position.
2. The structure is simple & compact, and the operating torque is small, and the 90° rotation is opened quickly.
3. The flow characteristics tend to be straight and the adjustment performance is good.

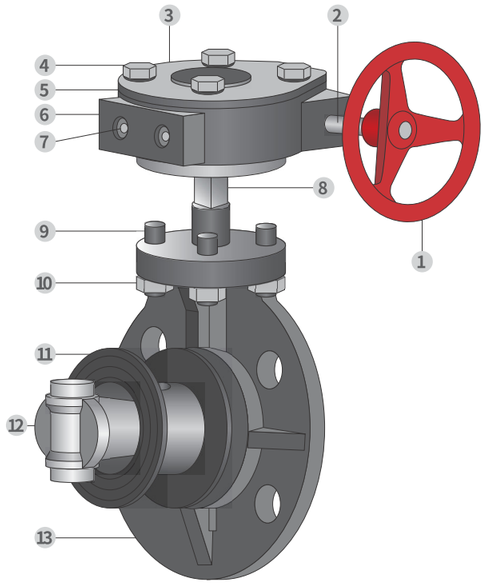

蜗轮式蝶阀装配明细图
Worm-gear Type Butterfly Valve Assembly Detail Drawing

零件材质表 PART MATERIAL TABLE

件号 No.	名称 Name	材质 Material
1	手轮 Hand wheel	铸铁，铝合金 Cast lron,Aluminium alloy
2	蜗轮轴 Worm gear bear	钢 Steel
3	指示器铭牌 Data lpate	ABS 铝
4	六角螺栓 Hexagon bolt	钢、不锈钢 Steel,Stainless steel
5	蜗轮盖 Worm gear lid	铸铁，铝合金 Cast lron,Aluminium alloy
6	蜗轮箱 Worm gear	铸铁，铝合金 Cast lron,Aluminium alloy
7	限位螺栓	钢、不锈钢 Steel,Stainless steel
8	阀杆 Stem	钢、不锈钢 Steel,Stainless steel
9	双头螺柱 Double headed stud	钢、不锈钢 Steel,Stainless steel
10	六角螺母 Hex nuts	钢、不锈钢 Steel,Stainless steel
11	密封橡胶 Rubber seal	EPDM,FPM
12	阀板 Valve Plate	FRPP,PVDF,CPVC,UPVC,PPH
13	阀体 Body	FRPP,PVDF,CPVC,UPVC,PPH

WORM-GEAR TYPE BUTTERFLY VALVE

蜗轮式蝶阀（A 款） 执行标准 GB/T27725-2011

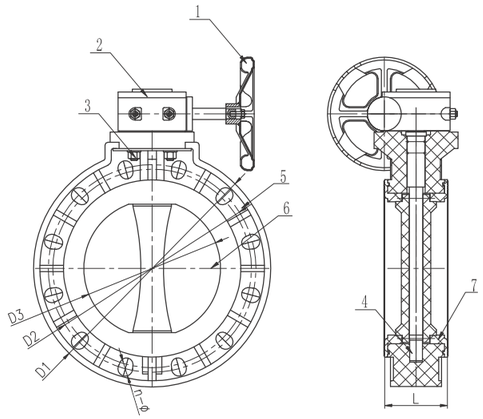

外形尺寸表 DIMENSION LIST

公称直径 DN(mm)	法兰外径 D1	孔距 D2			内径 D3	L	n-Φ		
		GB	JIS	ANSI			GB	JIS	ANSI
40（1 1/2''）	148	110	105	3.88	41.5	39	4-Φ19X25	4-Φ19X25	4-Φ19X25
50（2''）	162	125	120	4.74	50	40	4-Φ19X26.5	4-Φ19X25.6	4-Φ19X25.6
65（2 1/2''）	180	145	140	5.49	64	42	4-Φ19X26.5	4-Φ19X25.6	4-Φ19X25.6
80（3''）	198	160	150	6	77	42	8-Φ19X25	8-Φ19X24	8-Φ19X25
100（4''）	225	180	175	7.5	96	52	8-Φ19X32	8-Φ19X32	8-Φ19X32
125（5''）	255	210	210	8.5	120	61	8-Φ23X33	8-Φ23X33	8-Φ23X33
150（6''）	285	240	240	9.51	145	71	8-Φ23X34	8-Φ23X34	8-Φ22X34
200（8''）	340	295	290	11.75	196.5	81	8-Φ23X33.5	12-Φ23X27	8-Φ22X33.5
250（10''）	406	350	355	14.25	245.5	110	12-Φ23X23.5	12-Φ25X32.5	12-Φ25X32.5
300（12''）	483	400	400	17	291.5	115	12-Φ23X42.5	16-Φ25	12-Φ26X42.5
350（14''）	533	460	445	18.78	340	127	16-Φ23X25	16-Φ25	16-Φ30X32
400（16''）	597	515	510	21.26	399	140	16-Φ23X43	16-Φ27	16-Φ30X43
450（18''）	635	565	565	22.76	446	150	20-Φ26X28.5	20-Φ26X28.5	16-Φ32X34.5
500（20''）	700	620	620	25	494	150	20-Φ26X44	20-Φ26X44	20-Φ32X44
600（24''）	815	725	730	29.53	570	170	20-Φ35X47.5	24-Φ33	20-Φ35X47.5
700（28''）	928	840	840	34.02	670	185	24-Φ31X44	24-Φ33	24-Φ35
800（32''）	1060	950	950	38.5	755	220	24-Φ41X60	28-Φ33X39	24-Φ41X60
1000（40''）	1230	1160	1160	46.26	935	236	28-Φ36X52	28-Φ39	32-Φ41

此阀门可根据客户要求加装执行器，可安装气动电动执行器或蜗轮箱，运用相关材质快速安装模块，螺栓孔尺寸符合相关行业标准。

This valve can be equipped with actuators according to customer requirements,can be installed pneumatic or electric actuators reduction gear box,using the related material quickly install the module,bolt hole size comply with relevant industry standards.

WORM-GEAR TYPE BUTTERFLY VALVE

蜗轮式蝶阀（B 款） 执行标准 GB/T27725-2011

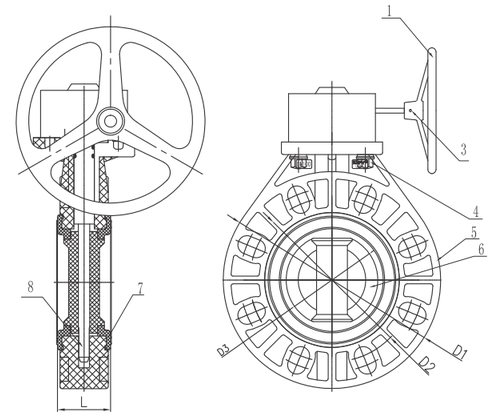

零件材质表 PART MATERIAL TABLE

编号 NO.	部件名称 Parts Name	材质 Material	数量 Qty.
1	手轮 Hand Wheel	铸铁 Cast iron	1
2	蜗轮头 Worm gear	铸铁 Cast iron	1
3	销子 Pin	钢 Steel	1
4	螺帽罩 Nut Cup	FRPP	4
5	阀体 Body	FRPP,PVDF,CPVC,UPVC,PPH	1
6	阀板 Valve Plate	FRPP,PVDF,CPVC,UPVC,PPH	1
7	密封橡胶 Rubber seal	EPDM，FPM	1
8	阀杆 Stem	钢、不锈钢 Steel,Stainless steel	1

外形尺寸表 DIMENSION LIST

公称直径 DN(mm)	法兰外径 D1	孔距 D2			内径 D3	L	n-Φ		
		GB	JIS	ANSI			GB	JIS	ANSI
40（1 1/2''）	148	110	105	3.88	41.5	39	4-Φ19X25	4-Φ19X25	4-Φ19X25
50（2''）	162	125	120	4.74	50	40	4-Φ19X26.5	4-Φ19X25.6	4-Φ19X25.6
65（2 1/2''）	180	145	140	5.49	64	42	4-Φ19X26.5	4-Φ19X25.6	4-Φ19X25.6
80（3''）	198	160	150	6	77	42	8-Φ19X25	8-Φ19X24	8-Φ19X25
100（4''）	225	180	175	7.5	96	52	8-Φ19X32	8-Φ19X32	8-Φ19X32
125（5''）	255	210	210	8.5	120	61	8-Φ23X33	8-Φ23X33	8-Φ23X33
150（6''）	285	240	240	9.51	145	71	8-Φ23X34	8-Φ23X34	8-Φ22X34
200（8''）	340	295	290	11.75	196.5	81	8-Φ23X33.5	12-Φ23X27	8-Φ22X33.5

FLANGE TYPE GLOBE VALVE
法兰式截止阀 J41F-10S

产品结构特点 MAIN STRUCTURAL FEATURES

1. 塑料阀体具有优良的耐腐蚀性、耐磨损性。
2. 设计紧凑、价廉物美。
3. 提供流量调整用的阀门。

1.The plastic body has excellent corrosion resistance, chemical resistance and abrasion resistance.
2.Compact design, high quality and inexpensive.
3.Provide flow adjustment.

零件材质表 PART MATERIAL TABLE

件号 No.	名称 Name	材质 Material
1	手轮 Hand whell	合金料 Alloy material
2	密封螺母 Seal nut	FRPP,PVDF,CPVC, UPVC,PPH
3	阀杆密封 Yoke seal	PTFE
4	螺母盖 Cap nut	FRPP
5	六角螺母 Hex nuts	钢 Steel、不锈钢 stainless steel
6	垫片 Filling plece	钢 Steel、不锈钢 stainless steel
7	阀盖 Bonnet	FRPP,PVDF,CPVC, UPVC,PPH
8	双头螺柱 Double headed stud	钢 Steel、不锈钢 stainless steel
9	阀杆 Stem	钢 + 塑 Steel+Plastic
10	封盖 Capping	FRPP,PVDF,CPVC, UPVC,PPH
11	阀体 Body	FRPP,PVDF,CPVC, UPVC,PPH
12	橡胶垫片 Rubber washer	EPDM,FPM
13	六角螺母 Hex nuts	钢 Steel、不锈钢 stainless steel
14	螺母盖 Cap nut	FRPP

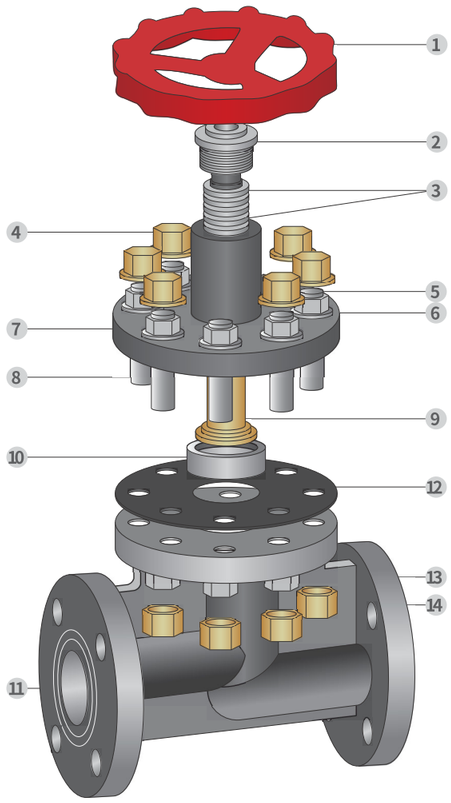

法兰式截止阀装配明细图
Flange Type Globe Valve Assembly Detail Drawing

FLANGE TYPE GLOBE VALVE
法兰式截止阀 执行标准 GB/T28494-2012

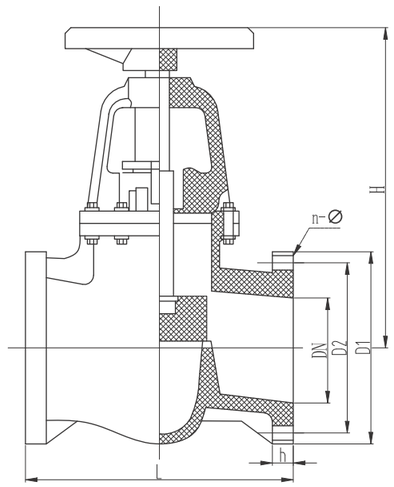

外形尺寸表 DIMENSION LIST

公称直径 DN（mm）	D1	D2			H	L	h	n-Φ		
		GB	JIS	ANSI				GB	JIS	ANSI
15(1/2")	105	65	70	2.38	220	154	18	4-Φ14	4-Φ15	4-Φ16
20（3/4")	105	75	75	2.76	220	154	18	4-Φ14	4-Φ15	4-Φ16
25（1")	115	85	90	3.13	220	160	20	4-Φ14	4-Φ19	4-Φ16
32（1 1/4")	135	100	100	3.45	250	185	20	4-Φ18	4-Φ19	4-Φ16
40（1 1/2")	150	110	105	3.88	275	200	20	4-Φ18	4-Φ19	4-Φ16
50（2")	165	125	120	4.74	350	230	20	4-Φ18	4-Φ19	4-Φ19
65（2 1/2")	185	145	140	5.49	390	295	24	4-Φ18	4-Φ19	4-Φ19
80（3")	200	160	150	6	400	310	25	8-Φ18	8-Φ19	4-Φ19
100（4")	220	180	175	7.5	410	350	26	8-Φ18	8-Φ19	8-Φ19
125（5")	250	210	210	8.5	430	400	30	8-Φ18	8-Φ23	8-Φ22
150（6")	285	240	240	9.51	480	480	33	8-Φ23	8-Φ23	8-Φ22

SWING TYPE CHECK VALVE
旋启式止回阀 H44F-10S

产品结构特点 MAIN STRUCTURAL FEATURES

1. 防止液体的逆流现象，保护泵设备等。
2. 由于是悬臂式止回阀，对流体产生阻力较小。
3. 全塑料材料制造，发挥酸碱等腐蚀性流体的强耐腐蚀性。
4. 不仅可从配管上拆卸阀体，而且，可打开阀帽，进行内部点检维护。

1.To prevent the phenomenon of liquid counter-current to protect the pump equipment.
2.Because it is a cantilever check valve, there is less resistance to flow.
3.Using all plastic materials,it plays a Strong corrosion resistance to prevent acid and alkali fluid.
4.Not only remove the valve body from the piping, but also open the bonnet for internal inspection and maintenance.

零件材质表 PART MATERIAL TABLE

件号 No.	名称 Name	材质 Material
1	螺帽盖 Cap nut	FRPP
2	阀盖 Bonnet	FRPP,PVDF,CPVC,UPVC,PPH
3	摇杆 Rocker	FRPP,PVDF,CPVC,UPVC,PPH
4	封盖 Capping	FRPP,PVDF,CPVC,UPVC,PPH
5	密封圈 Seal ring	EPDM,FPM
6	密封螺母 Seal nut	FRPP,PVDF,CPVC,UPVC,PPH
7	连接杆 Connecting rod	FRPP,PVDF,CPVC,UPVC,PPH
8	阀体 Body	FRPP,PVDF,CPVC,UPVC,PPH
9	六角螺栓 Hexagon bolt	钢、不锈钢 Steel,Stainless steel
10	O 型圈 O-rings	EPDM,FPM
11	六角螺栓 Hexagon bolt	FRPP,PVDF,CPVC,UPVC,PPH
12	垫片 Filling piece	钢、不锈钢 Steel,Stainless steel
13	六角螺母 Hex nuts	钢、不锈钢 Steel,Stainless steel

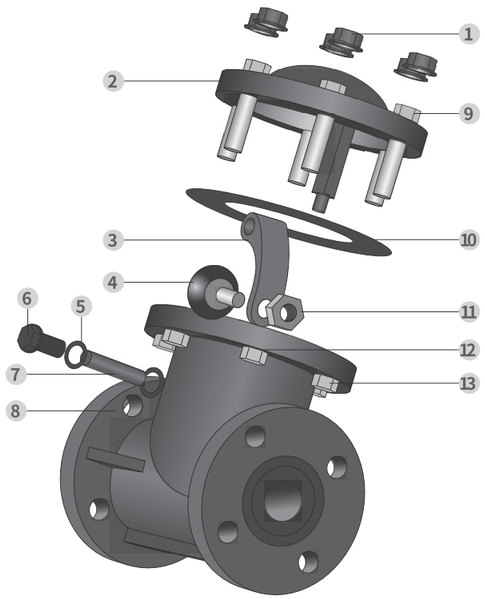

旋启式止回阀装配明细图
Swing Type Check Valve Assembly Detail Drawing

SWING TYPE CHECK VALVE
旋启式止回阀

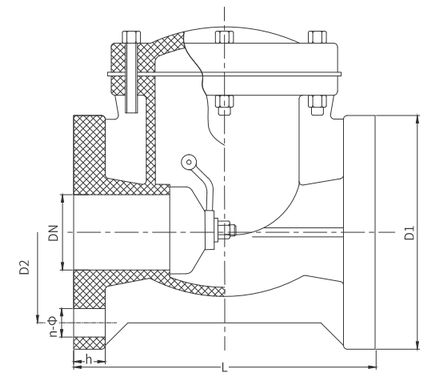

外形尺寸表 DIMENSION LIST

公称直径 DN（mm）	D1	D2			L	h	n-Φ		
		GB	JIS	ANSI			GB	JIS	ANSI
25(1")	115	85	90	3.13	160	18	4-Φ14	4-Φ19	4-Φ16
32（1 1/4"）	145	100	100	3.45	170	20	4-Φ18	4-Φ19	4-Φ16
40（1 1/2"）	145	110	105	3.88	170	20	4-Φ18	4-Φ19	4-Φ16
50（2"）	160	125	120	4.74	200	21	4-Φ18	4-Φ19	4-Φ19
65（2 1/2"）	180	145	140	5.49	240	25	4-Φ18	4-Φ19	4-Φ19
80（3"）	197	160	150	6	265	26	8-Φ18	8-Φ19	4-Φ19
100（4"）	215	180	175	7.5	300	26	8-Φ18	8-Φ19	8-Φ19
125（5"）	250	210	210	8.5	350	30	8-Φ18	8-Φ23	8-Φ22
150（6"）	280	240	240	9.51	400	30	8-Φ23	8-Φ23	8-Φ22
200（8"）	340	295	290	11.75	500	30	8-Φ23	12-Φ23	8-Φ22
250（10"）	390	350	355	14.25	575	38	12-Φ23	12-Φ23	12-Φ22
300（12"）	440	400	400	17	575	38	12-Φ23	16-Φ23	12-Φ22

隔膜阀 DIAPHRAGM VALVE
球阀 BALL VALVE
蝶阀 BUTTERFLY VALVE
截止阀 GLOBE VALVE
止回阀 CHECK VALVE
底阀 BOTTOM VALVE
液面计 LEVEL INDICATOR
视镜 SIGHT GLASS
插板阀 GATE VALVE
自动化阀门 AUTOMATIC VALVE

LIFE TYPE CHECK VALVE
升降式止回阀

产品结构特点 MAIN STRUCTURAL FEATURES

1. 规格齐全
2. 性能可靠
3. 使用范围广
4. 安装简易可靠
5. 可任意位置安装

1.The Size : From DN15 to DN300
2.Reliable performance.
3.Wide application range.
4.Easy installation.
5.Install in any position.

零件材质表 PART MATERIAL TABLE

件号 No.	名称 Name	材质 Material
1	阀盖 Bonnet	FRPP
2	O 型圈 O-ring	EPDM
3	活塞 Pistons	PP + PTEE
4	阀体 Body	FRPP

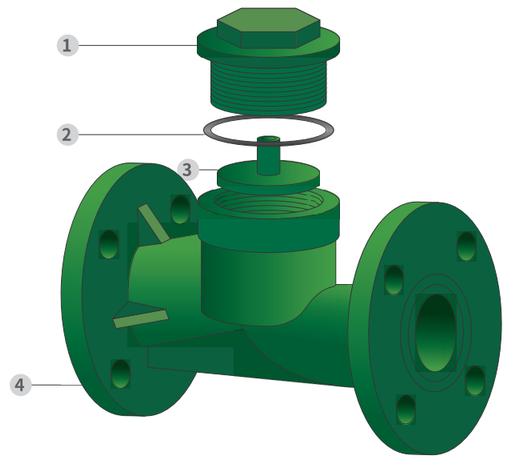

升降式止回阀装配明细图
Life Type Check Valve Assembly Detail Drawing

LIFE TYPE CHECK VALVE
升降式止回阀

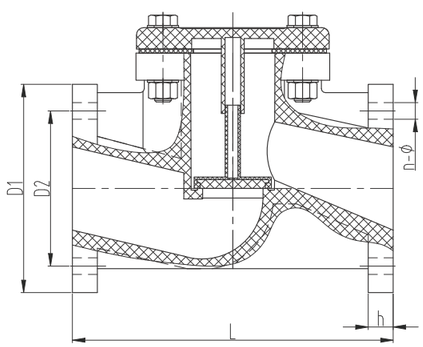

外形尺寸表 DIMENSION LIST

公称直径 DN（mm）	D1	D2			L	T	n-Φ		
		GB	JIS	ANSI			GB	JIS	ANSI
40（1 1/2"）	150	110	105	3.88	200	20	4-Φ18	4-Φ19	4-Φ16
50（2"）	165	125	120	4.74	230	20	4-Φ18	4-Φ19	4-Φ19
65（2 1/2"）	185	145	140	5.49	290	24	4-Φ18	4-Φ19	4-Φ19
80（3"）	200	160	150	6	310	25	8-Φ18	8-Φ19	4-Φ19

BALL CHECK VALVE
立式止回阀 H41F-10S

产品结构特点 MAIN STRUCTURAL FEATURES

1. 耐腐蚀
阀门整体采用新型塑料制造。对于各种酸碱介质都有较强的抗腐蚀性。

2. 流量大
阀门结构设计合理，从而减少整个管路的阻力，使介质能够顺利地通过，从而降低了压力的损失，保证了流量。

3. 止回性
结构简单，不易受其它因素的影响，所以具有优良的止回性。

4. 小而轻
阀门整体形状小巧，适合安装在狭小空间内。

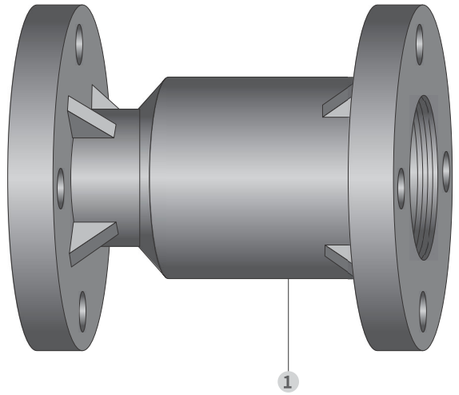

1.Corrosion resistance
The whole valve is made of new plastic.
It has strong corrosion resistance to all kinds of acid and alkali media.

2.Large flow
Valve struture design is reasonable,so as to reduce the resistance of whole pipeline,so that the medium can pass smoothly,thus reducing the loss of pressure, to ensure the flow

3.The nature of non-reture
Simple structure,not easy to be affected by other factors, so it has exellect non-return performance

4. Small and light shape
The whole shape of the valve is small,so it can be installed in limited space

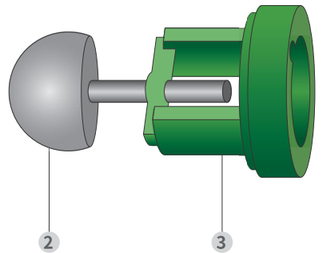

立式止回阀装配明细图
Ball Check Valve Assembly Detail Drawing

外形尺寸表 DIMENSION LIST

件号 No.	名称 Name	材质 Material
1	阀体 Body	FRPP,PVDF,CPVC,UPVC,PPH
2	球芯 Ball Core	FRPP,PVDF,CPVC,UPVC,PPH
3	密封支架 Seal stent	FRPP,PVDF,CPVC,UPVC,PPH

BALL CHECK VALVE
立式止回阀

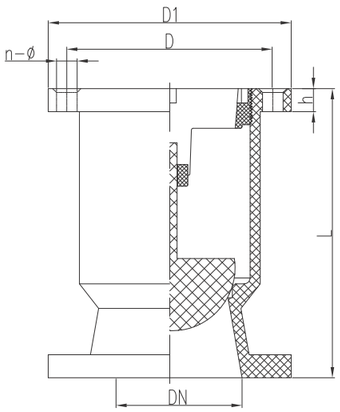

外形尺寸表 DIMENSION LIST

公称直径 DN（mm）	D1	D			L	h	n			Φ		
		GB	JIS	ANSI			GB	JIS	ANSI	GB	JIS	ANSI
15(1/2")	95	65	70	2.38	120	15	4	4	4	14	15	16
20（3/4")	105	75	75	2.76	120	16	4	4	4	14	15	16
25（1")	115	85	90	3.13	130	16	4	4	4	14	19	16
32（1 1/4")	135	100	100	3.45	145	18	4	4	4	18	19	16
40（1 1/2")	145	110	105	3.88	168	20	4	4	4	18	19	16
50（2")	160	125	120	4.74	180	20	4	4	4	18	19	19
65（2 1/2")	180	145	140	5.49	225	22	4	4	4	18	19	19
80（3")	195	160	150	6	260	25	8	8	4	18	19	19
100（4")	215	180	175	7.5	280	25	8	8	8	18	19	19
125（5")	245	210	210	8.5	350	30	8	8	8	18	23	22
150（6")	280	240	240	9.51	400	30	8	8	8	22	23	22
200（8")	335	295	290	11.75	400	35	8	12	8	22	23	22
250（10")	390	350	355	14.25	450	38	12	12	12	22	25	25
300（12")	445	400	400	17	450	38	12	16	12	22	25	25

SINGLE UNION SOCKET CHECK VALVE
单由任止回阀 H61F-10S

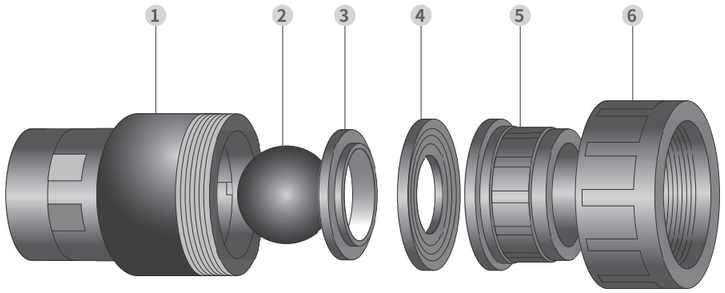

单由任止回阀装配明细图
Single Union Soket Check Valve Assembly Detail Drawing

产品结构特点 MAIN STRUCTURAL FEATURES

1. 逆流保护

因为其级成部件数量的减小，该阀不易受外界压力的影响，同时，该阀具有很高的精确性，所以完全可以防止逆流。

2. 精致和轻巧

由任止回阀结构精致，重量轻巧，因而可以安装在有限的空间中，而且很容易维护。

1.Non-return protection

The valve is not susceptible to external pressure because of its reduced number of components. At the same time, the valve is highly accurate, so it can be completely prevented.

2.Delicate and light weight

The valve structure is delicate and lightweight, so it can be installed in limited space and easy to maintain.

零件材质表 PART MATERIAL TABLE

件号 No.	名称 Name	材质 Material
1	阀体 Body	FRPP,PVDF,CPVC,UPVC,PPH
2	实心球 Solld ball	FRPP,PVDF,CPVC,UPVC,PPH
3	阀盖 Bonnet	FRPP,PVDF,CPVC,UPVC,PPH
4	密封橡胶 Seal rubber	FPM,EPDM
5	承插接头 Socket joint	FRPP,PVDF,CPVC,UPVC,PPH
6	压紧螺母 Retaining Nut	FRPP,PVDF,CPVC,UPVC,PPH

SINGLE UNION SOCKET CHECK VALVE
单由任止回阀

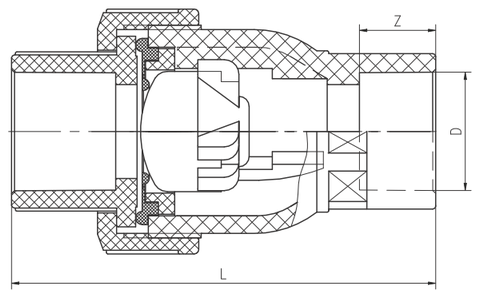

外形尺寸表 DIMENSION LIST

规格 DN	L	D	Z
15	86	20	20
20	103	25	24
25	117	32	26.5
32	144	40	26
40	154	50	31
50	175	63	35
65	270	75	45
80	275	90	45
100	320	110	57

BOTTOM VALVE
底阀 H42F-10S

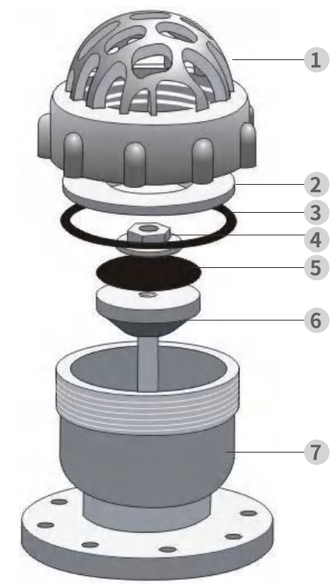

底阀装配明细图
Bottom Valve Assembly Detail Drawing

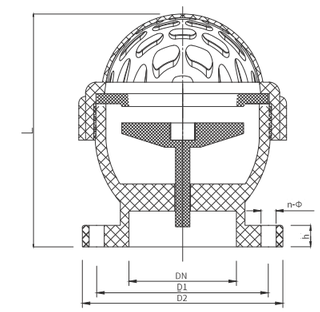

零件材质表 PART MATERIAL TABLE

件号 No.	名称 Name	材质 Material
1	网罩 Network mask	FRPP,PVDF,CPVC,UPVC,PPH
2	隔板 Partytion	FRPP,PVDF,CPVC,UPVC,PPH
3	密封垫圈 Rubber seal	EPDM,FPM
4	螺母 Nut	FRPP,PVDF,CPVC,UPVC,PPH
5	密封橡胶 Rubber seal	EPDM,FPM
6	活塞 Pistons	FRPP,PVDF,CPVC,UPVC,PPH
7	阀体 Body	FRPP,PVDF,CPVC,UPVC,PPH

BOTTOM VALVE
底阀 H42F-10S



底阀装配明细图
Bottom Valve Assembly Detail Drawing

产品结构特点 MAIN STRUCTURAL FEATURES

1. 生产规格从 DN50 到 DN300
2. DN200 到 DN300 应客户要求生产
3. 具有优良的密封性
4. 较小的压力损失
5. 具有良好的液压性能
6. 结构简单，安装便捷

1.The Size from DN50 to DN150 are standard products.
2.From DN200 to DN300 can meet customer requirements to produce.
3.Good sealing performance.
4.Less pressure loss.
5.Good hydraulic performance.
6.Simply imstallation and easy to use.

零件材质表 PART MATERIAL TABLE

件号 No.	名称 Name	材质 Material
1	阀体 Body	FRPP,PVDF,CPVC,UPVC,PPH
2	活塞 Pistons	FRPP,PVDF,CPVC,UPVC,PPH
3	密封橡胶 Seal rubber	EPDM,FPM
4	压紧螺母 Nut	FRPP,PVDF,CPVC,UPVC,PPH
5	密封件 Sealing	EPDM,FPM
6	隔板 Partition	FRPP,PVDF,CPVC,UPVC,PPH
7	网罩 Mesher	FRPP,PVDF,CPVC,UPVC,PPH

BOTTOM VALVE
底阀

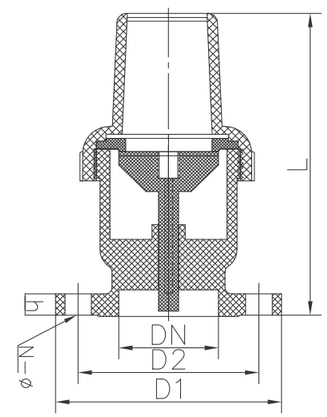

外形尺寸表 DIMENSION LIST

公称直径 DN（mm）	D1	D2			L	h	n-Φ		
		GB	JIS	ANSI			GB	JIS	ANSI
15(1/2")	105	65	70	2.38	140	15	4-Φ17X20	4-Φ19	4-Φ16
20（3/4")	105	75	75	2.76	168	16	4-Φ17X20	4-Φ19	4-Φ16
25（1")	115	85	90	3.13	189	16	4-Φ17X20	4-Φ19	4-Φ16
32（1/2")	135	100	100	3.45	210	18	4-Φ17X20	4-Φ19	4-Φ19
40（1 3/4")	145	110	105	3.88	238	18	4-Φ17X20	4-Φ19	4-Φ19
50（2")	160	125	120	4.74	215	17	4-Φ17X20	4-Φ19	4-Φ19
65（2 1/2")	170	145	140	5.49	235	14	4-Φ17X20	4-Φ19	4-Φ19
80（3")	192	160	150	6	265	21	8-Φ18X20	8-Φ19	4-Φ19
100（4")	220	180	175	7.5	315	23	8-Φ18X20	8-Φ19	8-Φ19
125（5")	250	210	210	8.5	335	31	8-Φ19	8-Φ23	8-Φ22
150（6")	282	240	240	9.51	335	31	8-Φ21	8-Φ23	8-Φ22
200（8")	335	295	290	11.75	380	32	8-Φ23	12-Φ23	8-Φ22
250（10")	395	350	355	14.25	550	37	12-Φ25	12-Φ25	12-Φ25
300（12")	445	400	400	17	550	40	12-Φ25	16-Φ25	12-Φ25

LIQUID LEVEL INDICATOR
液面计

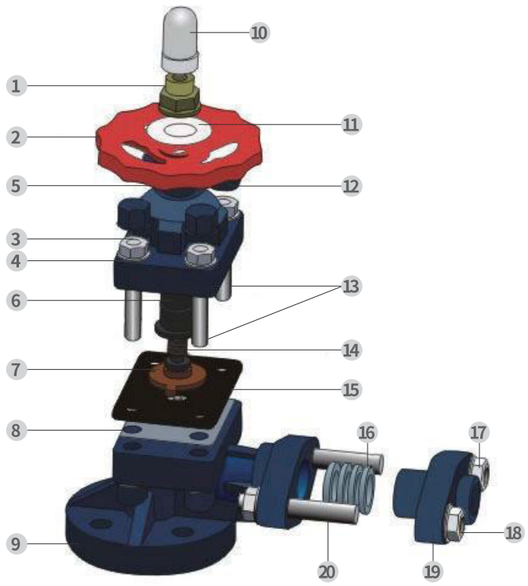

液面计装配明细图
Level Indicator Assembly Detail Drawing

零件材质表 PART MATERIAL TABLE

件号 No.	名称 Name	材质 Material
1	压紧螺母 Retaining Nut	FRPP
2	手轮 Hand whell	合金料 Alloy material
3	六角螺母 Hex nuts	钢 Steel
4	垫片 Folling plece	钢 Steel
5	阀盖 Bonnet	PPH,CPVC,UPVC,FRPP,PVDF
6	阀杆螺母 Stem nut	铸铁 Cast Iron
7	阀板 Valve Plate	PPH,CPVC,UPVC,FRPP,PVDF
8	膜片 Diaphragm	EPDM,F46
9	阀体 Body	PPH,CPVC,UPVC,FRPP,PVDF
10	限位罩 Cover limit	AS

件号 No.	名称 Name	材质 Material
11	衬环 Liner ring	FRPP
12	螺帽盖 Nut cap	FRPP
13	双头螺柱 Double headed stud	钢 Steel
14	阀杆 Stem	钢 Steel
15	垫膜 Membran pad	EPDM
16	密封件 Sealing	PTFE
17	垫片 Filling piece	钢 Steel
18	六角螺母 Hex nuts	钢 Steel
19	连接件 Connector	PPH,CPVC,UPVC,FRPP,PVDF
20	双头螺柱 Double headed stud	钢 Steel

LIQUID LEVEL INDICATOR
液面计

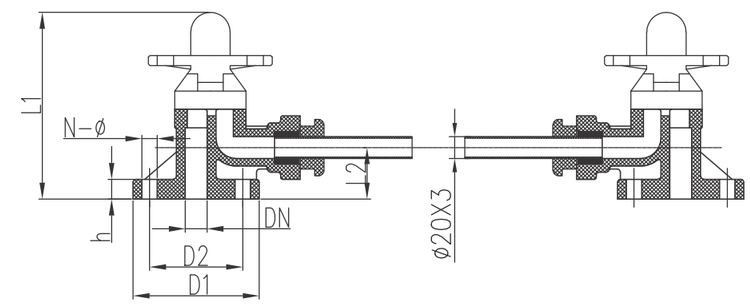

外形尺寸表 DIMENSION LIST

公称直径 DN（mm）	D1	D2			L1	L2	h	n			Φ		
		GB	JIS	ANSI				GB	JIS	ANSI	GB	JIS	ANSI
15(1/2")	95	65	70	2.38	180	50	20	4	4	4	14	15	16
20（3/4")	105	75	75	2.76	180	50	18	4	4	4	14	15	16
25（1")	115	85	90	3.13	180	50	19	4	4	4	14	19	16
32（1 1/4")	135	100	100	3.45	180	50	19	4	4	4	18	19	16
40（1 1/2")	145	110	105	3.88	180	50	20	4	4	4	18	19	16
50（2")	160	125	120	4.74	180	50	20	4	4	4	18	19	19

SIGHT GLASS
视镜

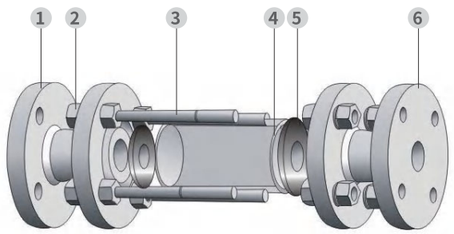

视镜装配明细图
Sight Glass Assembly Detail Drawing

零件材质表 PART MATERIAL TABLE

件号 No.	名称 Name	材质 Material
1	底座 Base	FRPP,PVDF,CPVC, UPVC,PPH
2	六角螺母 Hex nuts	钢 Steel、不锈钢 Stainless steel
3	双头螺柱 Double headed stud	钢 Steel、不锈钢 Stainless steel
4	玻璃 Glass	Glass
5	垫圈 Washers	EPDM,FPM
6	底座 Base	FRPP,PVDF,CPVC, UPVC,PPH

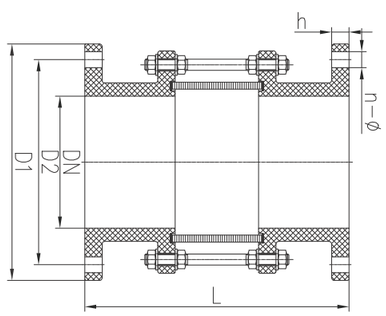

外形尺寸表 DIMENSION LIST

公称直径 DN（mm）	D1	D2			L	h	n-Φ		
		GB	JIS	ANSI			GB	JIS	ANSI
25(1/2")	115	85	100	3.13	238	15	4-Φ14	4-Φ19	4-Φ16
32（1 1/4"）	150	100	100	3.45	230	16	4-Φ18	4-Φ19	4-Φ16
40（1 1/2"）	150	110	105	3.88	230	16	4-Φ18	4-Φ19	4-Φ16
50（2"）	165	125	120	4.74	233	17	4-Φ18	4-Φ19	4-Φ19
65（2 1/2"）	195	145	140	5.49	277	20	4-Φ18	4-Φ19	4-Φ19
80（3"）	195	160	150	6	277	20	8-Φ18	4-Φ19	4-Φ19
100（4"）	215	180	175	7.5	310	21	8-Φ18	8-Φ19	8-Φ19
125（5"）	250	210	210	8.5	350	26	8-Φ18	8-Φ23	8-Φ22
150（6"）	285	240	240	9.51	385	27	8-Φ23	8-Φ23	8-Φ22
200（8"）	340	295	290	11.75	400	25	8-Φ23	12-Φ23	8-Φ22

CIRCULAR GATE VALVE
圆形插板阀

产品结构特点 MAIN STRUCTURAL FEATURES

结构长度采用短系列，阀门重量轻，可节省管道支撑架。阀门在启闭过程中闸板能自行刮出附着介质、利于密封。圆形插板阀利于切断介质、排渣、阀门运行畅通不卡阻。阀门采用对夹式连接，楔型限位块可提供密封力，密封可靠。导向钉能提供良好的导向功能。可按要求提供不同材质的耐磨衬套，延长阀门的使用寿命。驱动装置（电动、齿轮箱、气动、液动）可任意选配。

The structure length is short series, the valve is light weight which can save the pipeline support rack. The valve can scrape out the attached media and help seal the valve during the opening and closing. The circular gate valve is good for cutting off the medium,slag,valve operation and and unblocked. The valve adopts the clamp connection, the wedge type limit block can provide the sealing force, the seal is reliable. Guide nails provide good guidance. The wear-resistant bushing of different materials can be provided to extend the service life of the valve. The driving device (electric, gearbox, pneumatic, liquid) can be optional.

零件材质表 PART MATERIAL TABLE

件号 No.	名称 Name	材质 Material
1	手轮 Hand whell	铸铁 合金料 Cast Iron Alloy material
2	压紧螺母 Retaining Nut	FRPP
3	阀杆密封 Stem seal	PTFE
4	承轴、螺纹接头 Threaded joints	钢 Steel
5	六角螺栓 Hex bolt	钢 Steel
6	阀盖 Bonnet	FRPP
7	阀杆 Stem	钢 Steel
8	六角螺栓 Hex bolt	钢 Steel
9	铜块 copper	铜 Copper
10	插板 board	FRPP
11	六角螺母 Hexagonal nut	钢 Steel
12	阀体 Body	FRPP

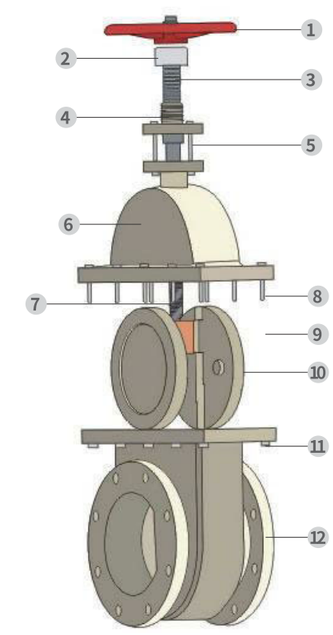

圆形插板阀装配明细图
Circular Gate Valve Assembly Detail Drawing

ELECTRIC DIAPHRAGM VALVE

电动隔膜阀 G941F-10S

零件材质表 PART MATERIAL TABLE

序号 No.	名称 Name	材质 Material	数量 Qty.
1	电动头 Electric actuator	铝合金 Aluminium alloy	1
2	连接杆 Connecting rod	钢 Steel	2
3	电、气动支架 Electric/ Pneumatic actuator bracket	铁 Iron	1
4	连接销 Connectiong pin	钢 Steel	1
5	阀盖 Bonnet	PPH,CPVC,UPVC,FRPP,PVDF	1
6	阀杆螺母 Stem nut	不锈钢 Stainless steel、镀铜 Coppering	1
7	下压板 Down press plate	Q345、不锈钢 Stainless steel	2
8	螺丝 Screw	钢、不锈钢 Steel,Stainless steel	4
9	上压板 Upper press plate	Q345、不锈钢 Stainless steel	2
10	阀体 Body	PPH,CPVC,UPVC,FRPP,PVDF	1
11	阀杆 Stem	钢、不锈钢 Steel,Stainless steel	1
12	螺帽 Nut	钢、不锈钢 Steel,Stainless steel	4
13	阀板 Valve Plate	PPH,CPVC,UPVC, FRPP,PVDF/ 铸铁 Cast iron	1
14	橡胶垫 Rubber gasket	EPDM，FPM	1
15	膜片 Diaphragm	F46.PFA.PTFE	1

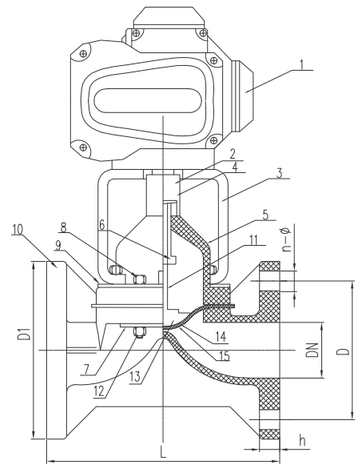

外形尺寸表 DIMENSION LIST

规格 DN	D1	D	L	h	n-Φ
15	95	65	126	14	4-Φ14
20	113	75	146	18	4-Φ14
25	114	85	148	18	4-Φ14
32	135	99	160	18	4-Φ18
40	145	110	183	20	4-Φ18
50	159	125	211	22	4-Φ18
65	180	145	252	24	4-Φ18
80	195	160	298	24	8-Φ18
100	216	180	353	28	8-Φ18
125	245	210	397	30	8-Φ18
150	280	240	455	30	8-Φ23
200	338	295	570	40	8-Φ23
250	397	352	686	38	12-Φ23
300	445	400	685	37	12-Φ23

PNEUMATIC DIAPHRAGM VALVE

气动隔膜阀 G641F-10S

零件材质表 PART MATERIAL TABLE

序号 No.	名称 Name	材质 Material	数量 Qty.
1	电磁阀 Solenoid valve		1
2	压力表 Pressure gauge		1
3	信号反馈器 Signal feedback device		1
4	气动执行器 Pneumatic actuator	铝合金 Aluminium alloy	1
5	阀盖 Bonnet	PPH,CPVC,UPVC,FRPP,PVDF	1
6	阀杆螺母 Stem nut	不锈钢 Stainless steel、钢 Steel	1
7	下压板 Down press plate	Q345、不锈钢 Stainless steel	2
8	螺丝 Screw	钢、不锈钢 Steel,Stainless steel	4
9	上压板 Upper press plate	Q345、不锈钢 Stainless steel	2
10	阀体 Body	PPH,CPVC,UPVC,FRPP,PVDF	1
11	阀杆 Stem	钢、不锈钢 Steel,Stainless steel	1
12	螺帽 Nut	钢、不锈钢 Steel,Stainless steel	4
13	阀板 Valve Plate	PPH,CPVC,UPVC, FRPP,PVDF/ 铸铁 Cast iron	1
14	橡胶垫 Rubber gasket	EPDM，FPM	1
15	膜片 Diaphragm	F46.PFA.PTFE	1

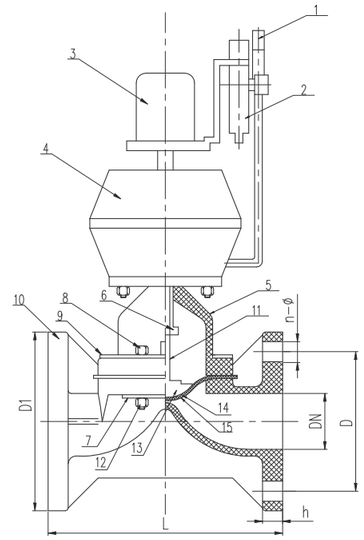

外形尺寸表 DIMENSION LIST

规格 DN	D1	D	L	h	n-Φ
15	95	65	126	14	4-Φ14
20	113	75	146	18	4-Φ14
25	114	85	148	18	4-Φ14
32	135	99	160	18	4-Φ18
40	145	110	183	20	4-Φ18
50	159	125	211	22	4-Φ18
65	180	145	252	24	4-Φ18
80	195	160	298	24	8-Φ18
100	216	180	353	28	8-Φ18
125	245	210	397	30	8-Φ18
150	280	240	455	30	8-Φ23
200	338	295	570	40	12-Φ23
250	397	352	686	38	12-Φ23
300	445	400	685	37	12-Φ23

PNEUMATIC FLANGE BALL VALVE
气动法兰球阀 Q641F-10S

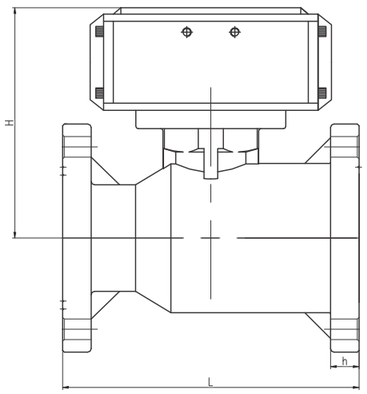

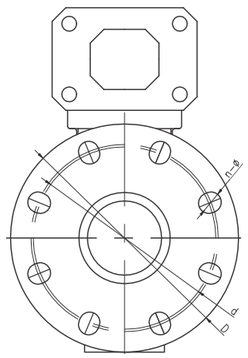

外形尺寸表 DIMENSION LIST

公称直径 DN（mm）	D	d			L	H	h	n			Φ		
		GB	JIS	ANSI				GB	JIS	ANSI	GB	JIS	ANSI
15(1/2")	95	65	70	2.38	120	160	15	4	4	4	14	15	16
20（3/4"）	105	75	75	2.76	120	160	16	4	4	4	14	15	16
25（1"）	120	85	90	3.13	130	162	16	4	4	4	14	19	16
32（1 1/4"）	135	100	100	3.45	145	190	18	4	4	4	18	19	16
40（1 1/2"）	145	110	105	3.88	168	220	20	4	4	4	18	19	16
50（2"）	160	125	120	4.74	180	230	20	4	4	4	18	19	19
65（2-1/2）	180	145	140	5.49	225	245	22	4	4	4	18	19	19
80（3）	195	160	150	6	260	280	25	8	4	4	18	19	19
100（4）	215	180	175	7.5	280	295	25	8	8	8	18	19	19
125（5）	245	210	210	8.5	350	340	30	8	8	8	18	23	22
150（6）	280	240	240	9.51	400	360	30	8	8	8	22	23	22
200（8）	335	295	290	11.75	400	400	35	8	12	8	22	23	22
250（10）	406	350	355	14.25	450	460	38	12	12	12	22	25	25
300（12）	483	400	400	17	450	460	38	12	16	12	22	25	25

ELECTRIC FLANGE BALL VALVE
电动法兰球阀 Q941F-10S

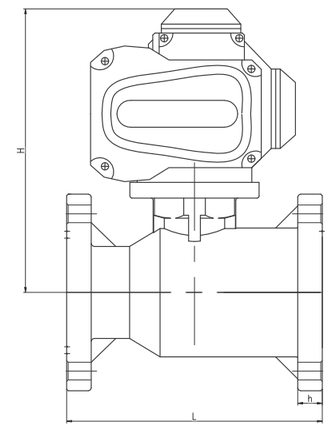

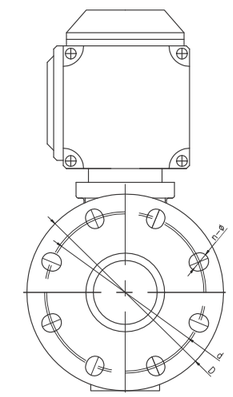

外形尺寸表 DIMENSION LIST

公称直径 DN（mm）	D	d			L	H	h	n			Φ		
		GB	JIS	ANSI				GB	JIS	ANSI	GB	JIS	ANSI
15(1/2")	95	65	70	2.38	120	200	15	4	4	4	14	15	16
20（3/4"）	105	75	75	2.76	120	200	16	4	4	4	14	15	16
25（1"）	120	85	90	3.13	130	205	16	4	4	4	14	19	16
32（1 1/4"）	135	100	100	3.45	145	215	18	4	4	4	18	19	16
40（1 1/2"）	145	110	105	3.88	168	225	20	4	4	4	18	19	16
50（2"）	160	125	120	4.74	180	230	20	4	4	4	18	19	19
65（2-1/2）	180	145	140	5.49	225	235	22	4	4	4	18	19	19
80（3）	195	160	150	6	260	250	25	8	4	4	18	19	19
100（4）	215	180	175	7.5	280	265	25	8	8	8	18	19	19
125（5）	245	210	210	8.5	350	310	30	8	8	8	18	23	22
150（6）	280	240	240	9.51	400	315	30	8	8	8	22	23	22
200（8）	335	295	290	11.75	400	320	35	8	12	8	22	23	22
250（10）	406	350	355	14.25	450	340	38	12	12	12	22	25	25
300（12）	483	400	400	17	450	340	38	12	16	12	22	25	25

PNEUMATIC DOUBLE UNION BALL VALVE

气动双由任球阀 Q661F-10S

零件材质表 PART MATERIAL TABLE

序号 No.	名称 Name	材质 Material	数量 Qty.
1	电 / 气动头支架 Electric/ Pneumatic actuator bracket	合金料 Alloy material	1
2	阀杆 Stem	PPH,CPVC,UPVC,FRPP,PVDF	1
3	阀体 Body	PPH,CPVC,UPVC,FRPP,PVDF	2
4	密封座 O 型圈 1 Seal seat O-ring 1	FPM，EPDM	1
5	密封座 Seal seat	PPH,CPVC,UPVC,FRPP,PVDF	1
6	密封座 O 型圈 2 Seal seat O-ring 2	FPM，EPDM	2
7	密封座 O 型圈 3 Seal seat O-ring 3	FPM，EPDM	2
8	密封四氟 (球密封)Ball seal	PTFE	2
9	球体 Ball body	PPH,CPVC,UPVC,FRPP,PVDF	1
10	压帽 Holding-down nut	PPH,CPVC,UPVC,FRPP,PVDF	2
11	由任接头 Union joints	PPH,CPVC,UPVC,FRPP,PVDF	2
12	阀杆 O 型圈 Stem O-ring	FPM,EPDM	2
13	阀杆连接件 Stem connector	合金料 Alloy material	1
14	气动头 Pneumatic actuator	铝合金 Aluminium alloy	1
15	信号反馈器 signal feedback unit		1

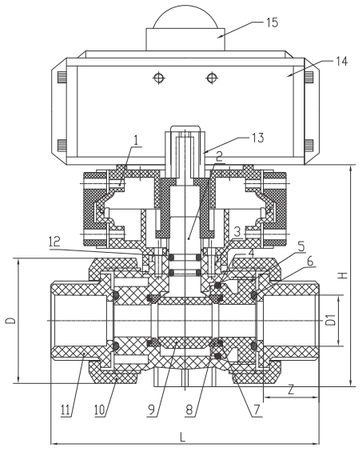

外形尺寸表 DIMENSION LIST

规格 DN	D	D1	L	Z	H
15	50	20	110	20.3	87.8
20	58	25	126	24	97.5
25	70	32	140	26.8	106.6
32	85	40	160	30	123.5
40	98	50	170	32	138.5
50	124	63	190	37	163.5
65	135	75	230	44	191
80	158	90	280	51	222.5
100	192	110	340	61	261.5

ELECTRIC DOUBLE UNION BALL VALVE

电动双由任球阀 Q961F-10S

零件材质表 PART MATERIAL TABLE

序号 No.	名称 Name	材质 Material	数量 Qty.
1	电 / 气动头支架 Electric/ Pneumatic actuator bracket	合金料 Alloy material	1
2	阀杆 Stem	PVDF、UPVC、CPVC、PPH、FRPP	1
3	阀体 Body	PVDF、UPVC、CPVC、PPH、FRPP	2
4	密封座 O 型圈 1 Seal seat O-ring 1	FPM	1
5	密封座 Seal seat	PVDF、UPVC、CPVC、PPH、FRPP	1
6	密封座 O 型圈 2 Seal seat O-ring 2	FPM	2
7	密封座 O 型圈 3 Seal seat O-ring 3	FPM	2
8	密封四氟 (球密封)Ball seal	PTFE	2
9	球体 Ball body	PVDF、UPVC、CPVC、PPH、FRPP	1
10	压帽 Holding-down nut	PVDF、UPVC、CPVC、PPH、FRPP	2
11	由任接头 Union joints	PVDF、UPVC、CPVC、PPH、FRPP	2
12	阀杆 O 型圈 Stem O-ring	FPM	2
13	阀杆连接件 Stem connector	铝 Aluminium	1
14	电动头 Electric actuator		1

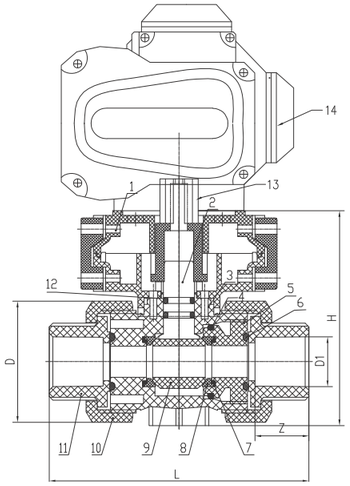

外形尺寸表 DIMENSION LIST

规格 DN	D	D1	L	Z	H
15	50	20	110	20.3	87.8
20	58	25	126	24	97.5
25	70	32	140	26.8	106.6
32	85	40	160	30	123.5
40	98	50	170	32	138.5
50	124	63	190	37	163.5
65	135	75	230	44	191
80	158	90	280	51	222.5
100	192	110	340	61	261.5



ELECTRIC BUTTERFLY VALVE
电动蝶阀 D971X-10S

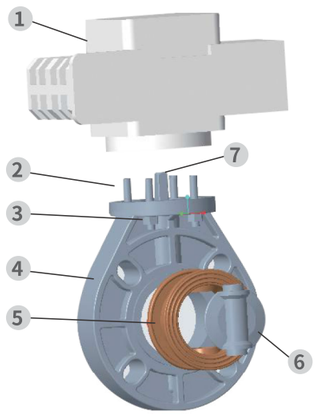

电动蝶阀装配明细图
Electric Butterfly Valve Assembly Detail Drawing

零件材质表 PART MATERIAL TABLE

件号 No.	名称 Name	材质 Material
1	电动头 Electric	铝 Aluminium
2	螺柱 headed stud	钢、不锈钢 Steel,Stainless steel
3	六角螺母 Hex nuts	不锈钢、钢 Stainless stee，Steel
4	阀体 Body	FRPP,PVDF,CPVC, UPVC,PPH
5	密封橡胶 Rubber seal	EPDM,FPM
6	阀板 Valve Plate	FRPP,PVDF,CPVC, UPVC,PPH
7	阀杆 Stem	钢、不锈钢 Steel,Stainless steel

PNEUMATIC BUTTERFLY VALVE
气动蝶阀 D671X-10S

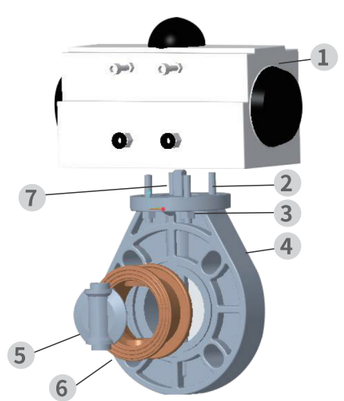

气动式蝶阀装配明细图
Pneumatic Butterfly Valve Assembly Detail Drawing

零件材质表 PART MATERIAL TABLE

件号 No.	名称 Name	材质 Material
1	气动头 Pneumatic	铝合金 Aluminium alloy
2	螺柱 headed stud	钢、不锈钢 Steel,Stainless steel
3	六角螺母 Hex nuts	不锈钢、钢 Stainless stee，Steel
4	阀体 Body	FRPP,PVDF,CPVC, UPVC,PPH
5	阀板 Valve Plate	FRPP,PVDF,CPVC, UPVC,PPH
6	密封橡胶 Rubber seal	EPDM,FPM
7	阀杆 Stem	钢、不锈钢 Steel,Stainless steel

PNEUMATIC BUTTERFLY VALVE
气动蝶阀 D671X-10S

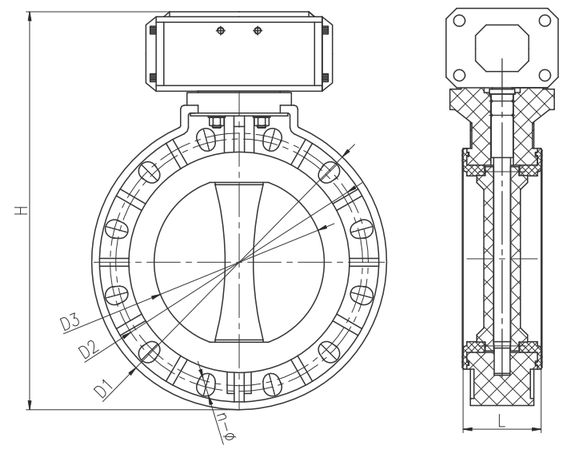

外形尺寸表 DIMENSION LIST

公称直径 DN(mm)	法兰外径 D1	孔距 D2			内径 D3	L	H	n-Φ		
		GB	JIS	ANSI				GB	JIS	ANSI
32（1 1/4''）	140	100	100	3.45	35	35	270	4-Φ17X25	4-Φ19	4-Φ16
40（1 1/2''）	150	110	105	3.88	45	40	280	4-Φ19X25	4-Φ19X25	4-Φ19X25
50（2''）	160	125	120	4.74	51	42	300	4-Φ19X26.5	4-Φ19X26.5	4-Φ19X26.5
65（2 1/2''）	180	145	140	5.49	66	47	310	4-Φ19X26.5	4-Φ19X26.5	4-Φ19X26.5
80（3''）	200	160	150	6	79	45	400	8-Φ19X25	8-Φ19X24	4-Φ19X25
100（4''）	220	180	175	7.5	98.5	55	410	8-Φ19X32	8-Φ19X32	8-Φ19X32
125（5''）	250	210	210	8.5	125	65	500	8-Φ23X33	8-Φ33X33	8-Φ33X33
150（6''）	290	240	240	9.51	148	75	530	8-Φ23X34	8-Φ23X34	8-Φ22X34
200（8''）	340	295	290	11.75	201	85	600	8-Φ23X33.5	12-Φ23X27	8-Φ23X33.5
250（10''）	406	350	355	14.25	245.5	110	650	12-Φ23X32.5	12-Φ25X32.5	12-Φ25X32.5
300（12''）	483	400	400	17	291.5	115	750	12-Φ23X42.5	16-Φ25	12-Φ26X42.5
350（14''）	533	460	445	18.78	340	127	850	16-Φ23X25	16-Φ25	16-Φ30X32
400（16''）	597	515	510	21.26	399	140	950	16-Φ27X43	16-Φ27	16-Φ30X43
450（18''）	635	565	565	22.76	446	150	1050	20-Φ26X28.5	20-Φ26X28.5	16-Φ32X34.5
500（20''）	700	620	620	25	494	150	1140	20-Φ26X44	20-Φ26X44	20-Φ32X44
600（24''）	815	725	730	29.53	570	170	1290	20-Φ35X47.5	24-Φ33	20-Φ35X47.5
700（28''）	928	840	840	34.02	670	185	1530	24-Φ31X44	24-Φ33	24-Φ35
800（32''）	1060	950	950	38.5	755	220	1690	24-Φ41X60	28-Φ33X38	24-Φ41X60
1000（40''）	1230	1160	1160	46.26	935	236	1800	28-Φ36X52	28-Φ39	32-Φ41

ELECTRIC BUTTERFLY VALVE
电动蝶阀 D971X-10S

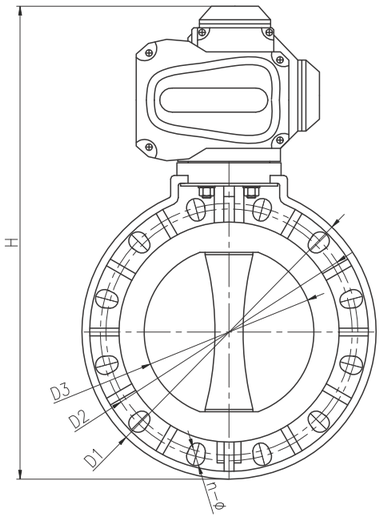

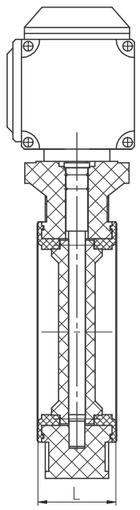

外形尺寸表 DIMENSION LIST

公称直径 DN(mm)	法兰外径 D1	孔距 D2			内径 D3	L	H	n-Φ		
		GB	JIS	ANSI				GB	JIS	ANSI
32（1 1/4''）	140	100	100	3.45	35	35	270	4-Φ17X25	4-Φ19	4-Φ16
40（1 1/2''）	150	110	105	3.88	45	40	280	4-Φ19X25	4-Φ19X25	4-Φ19X25
50（2''）	160	125	120	4.74	51	42	300	4-Φ19X26.5	4-Φ19X26.5	4-Φ19X26.5
65（2 1/2''）	180	145	140	5.49	66	47	310	4-Φ19X26.5	4-Φ19X26.5	4-Φ19X26.5
80（3''）	200	160	150	6	79	45	400	8-Φ18X25	8-Φ19X24	4-Φ19X25
100（4''）	220	180	175	7.5	98.5	55	410	8-Φ19X32	8-Φ19X32	8-Φ19X32
125（5''）	250	210	210	8.5	125	65	500	8-Φ23X33	8-Φ23X33	8-Φ23X33
150（6''）	290	240	240	9.51	148	75	530	8-Φ23X34	8-Φ23X34	8-Φ22X34
200（8''）	340	295	290	11.75	201	85	600	8-Φ23X33.5	12-Φ23X27	8-Φ23X33.5
250（10''）	406	350	355	14.25	245.5	110	650	12-Φ23X32.5	12-Φ25X32.5	12-Φ25X32.5
300（12''）	483	400	400	17	291.5	115	750	12-Φ23X42.5	16-Φ25	12-Φ26X42.5
350（14''）	533	460	445	18.78	340	127	850	16-Φ23X25	16-Φ25	16-30X32
400（16''）	597	515	510	21.26	399	140	950	16-27X43	16-927	16-Φ30X43
450（18''）	635	565	565	22.76	446	150	1050	20-Φ26X28.5	20-Φ26X28.5	16-Φ32X34.5
500（20''）	700	620	620	25	494	150	1140	20-Φ26X44	20-Φ26X44	20-Φ32X44
600（24''）	815	725	730	29.53	570	170	1290	20-3Φ5X47.5	24-Φ33	20-Φ35X47.5
700（28''）	928	840	840	34.02	670	185	1530	24-Φ31X44	24-Φ33	24-Φ35
800（32''）	1060	950	950	38.5	755	220	1690	24-Φ41X60	28-Φ33X38	24-Φ41X60
1000（40''）	1230	1160	1160	46.26	935	236	1800	28-Φ36X52	28-Φ039	32-Φ41

PVDF PIPES / FITTINGS SERIES
PVDF 管材 / 管件系列



PVDF PIPES
PVDF 管

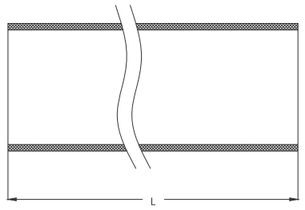

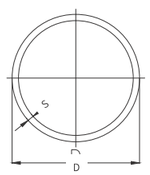

外径 D	长度 L (mm)	1.0MPa		1.6MPa		2.0MPa	
		壁厚 S	kg/m	壁厚 S	kg/m	壁厚 S	kg/m
20	4000			1.9	0.21	1.9	0.21
25	4000			1.9	0.27	1.9	0.27
32	4000			2.4	0.44	2.4	0.44
40	4000			2.4	0.56	2.4	0.56
50	4000			2.9	0.82	2.9	0.82
63	4000	2.5	0.93	3	1.09	3.6	1.299
75	4000	2.5	1.11	3.6	1.56	4.3	1.858
90	4000	2.8	1.49	4.3	2.23	5.1	2.63
110	4000	3.2	2.72	5.3	3.34	6.3	3.971
125	4000	3.9	2.88				
140	4000	4.4	3.64				
160	4000	5	4.72				
180	4000	5.6	5.95				
200	4000	6.2	7.32				
225	4000	7.1	9.154				
250	4000	7.5	10.888				
280	4000	8.5	13.639				
315	4000	9.6	17.329				
355	4000	10.8	21.97				
400	4000	12.2	27.965				

PVDF ELBOW
PVDF 热熔承插 45°弯头

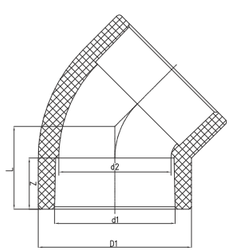

公称直径 DN	D1	d1	d2	L	Z
15	29	20	16	21	15
20	35	25	20	25	18
25	43	32	27	28	20
32	51	40	35	32	22
40	64	50	45	37.3	24
50	81	63	57	44.8	28
65	93	75	68	50.3	31
80	114	90	82	58	35
100	134	110	100	68.8	41

PVDF HOT MELT SOCKET 90° ELBOW
PVDF 热熔承插 90°弯头

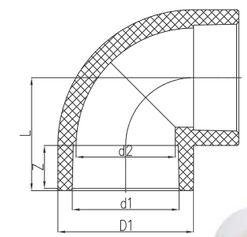

公称直径 DN	D	d1	d2	L	Z
15	26	20	16	28	15
20	31	25	20	32	18
25	39	32	27	38	20
32	51	40	35	47.5	22
40	64	50	45	57	25
50	81	63	57	68.5	28
65	93	75	68	77.5	31
80	110	90	80	90	35
100	134	110	100	108	41

PVDF BUTT WELDING 90° ELBOW
PVDF 对焊 90°弯头

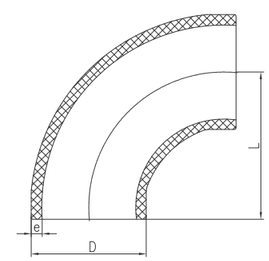

公称直径 DN	D	L	e
15	20	51	1.9
20	25	56	1.9
25	32	63	2.4
32	40	72	2.4
40	50	84	3.0
50	63	97	3.0
65	75	110	3.6
80	90	123	4.3
100	110	142	5.3
125	140	170	6.7
150	160	185	7.7
200	225	245	10.8
250	280	285	13.4
300	315	337.5	15

PVDF HOT MELT SOCKET TEE
PVDF 热熔承插三通

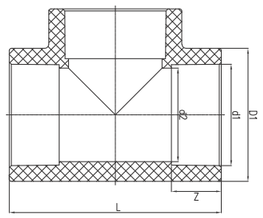

公称直径 DN	D1	d1	d2	L	Z
15	26	20	16	56	15
20	31	25	21	64	18
25	39	32	27	76	20
32	51	40	35	88	22
40	64	50	45	102	24
50	81	63	57	124	28
65	93	75	68	152	31
80	114	90	82	176	35
100	134	110	100	212	41

PVDF BUTT WELDING TEE
PVDF 对焊三通

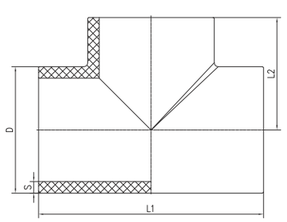

公称直径 DN	D	S	L1	L2
15	20	1.9	70	35
20	25	1.9	80	40
25	32	2.4	89	44.5
32	40	2.4	100	50
40	50	3.0	120	60
50	63	3.0	149	74.5
65	75	3.6	175	87.5
80	90	4.3	181	90.5
100	110	5.3	223	111.5
125	140	6.7	293	146.5
150	160	7.7	315	157.5
200	225	10.8	400	200
250	280	13.4	495	247.5
300	315	15	528	264

PVDF HOT MELT SOCKET COUPLING
PVDF 热熔承插直通

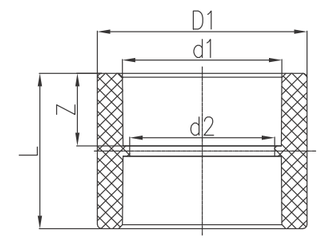

公称直径 DN	D1	d1	d2	L	Z
15	26	20	16	33	15
20	31	25	20	39	18
25	39	32	26	43	20
32	51	40	34	48	22
40	64	50	44	54	25
50	81	63	56	60	28
65	93	75	67	70	31
80	112	90	80	81	35
100	134	110	100	96	41

PVDF HOT MELT SOCKET ENDCAP
PVDF 热熔承插管帽

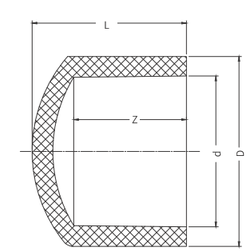

公称直径 DN	d	Z	L	D
15	20	16	23	28
20	25	19	26	32
25	32	22	30	41
32	40	26	35	51
40	50	31	43	63
50	63	38	54	79
65	75	44	65	92
80	90	51	75	110
100	110	61	85	132

PVDF FEMALE ADAPTOR
PVDF 内螺纹接头

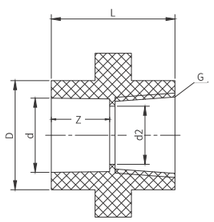

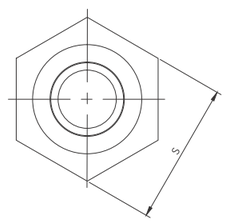

公称直径 DN	d	D	Z	L	G	S	d2
15	20	30	16	35	Rc1/2	38.5	16
20	25	33	19	40	Rc3/4	41.5	18
25	32	40	22	47	Rc1	48.6	27
32	40	50	26	53	Rc1 1/4	58	34
40	50	61	31	61	Rc1 1/2	69	44
50	63	75	38	68	Rc2	81.5	56

PVDF MALE ADAPTOR
PVDF 外螺纹接头

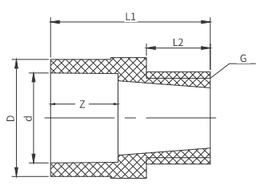

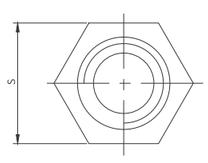

公称直径 DN	d	D	Z	L1	G	S	L2
15	20	28	16	44.5	R1/2	32	18
20	25	33	19	45	R3/4	34	18
25	32	40	22	52.5	R1	41	23.5
32	40	50	26	60	R1 1/4	51	25
40	50	61	31	67	R1 1/2	65	28
50	63	75	38	75	R2	76	27

PVDF HOT MELT SOCKET REDUCER
PVDF 热熔承插大小头

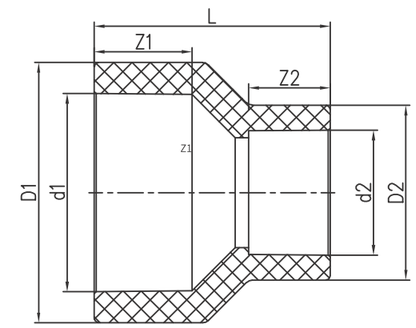

公称直径 DN	D1	D2	d1	d2	L	Z1	Z2
20X15	35	29	25	20	40	18	15
25X15	43	29	32	20	46	20	15
25X20	43	35	32	25	47	20	18
32X20	51	35	40	25	53	22	18
32X25	51	43	40	32	52	22	20
40X20	64	35	50	25	60	24	18
40X25	64	43	50	32	58	24	20
40X32	64	51	50	40	56	24	22
50X25	81	43	63	32	69	28	20
50X32	81	51	63	40	67	28	22
50X40	81	64	63	50	64	28	24
65X32	93	51	75	40	75	31	22
65X40	93	64	75	50	72	31	24
65X50	93	81	75	63	70	31	28
80X40	114	64	90	50	84	35	24
80X50	114	81	90	63	82	35	28
80X65	114	93	90	75	79	35	31
100X40	134	64	110	50	99	41	24
100X50	134	81	110	63	97	41	28
100X65	134	93	110	75	95	41	31
100X80	134	114	110	90	92	41	35

PVDF HOT MELT SOCKET FLANGE
PVDF 热熔承插法兰

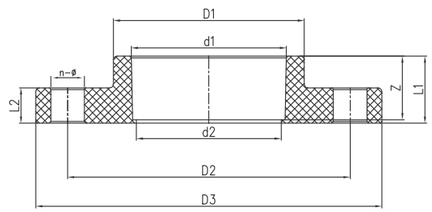

公称直径 DN	D1	D2	D3	d1	d2	L1	L2	Z	n-Φ
15	30	65	95	20	16	24	14	19	4-Φ14
20	36	75	105	25	20	25	16	20	4-Φ14
25	46	85	115	32	27	26	16	21	4-Φ14
32	53	100	135	40	35	27	18	22	4-Φ18
40	64	110	145	50	45	30	18	25	4-Φ18
50	81	125	160	63	57	33	20	28	4-Φ18
65	93	145	185	75	68	37.5	20	21	4-Φ18
80	114	160	196	90	82	42	20	36	8-Φ18
100	134	180	215	110	100	53.5	22	47	8-Φ18

PVDF HOT MELT SOCKET VANSTONE FLANGE
PVDF 热熔承插活套法兰

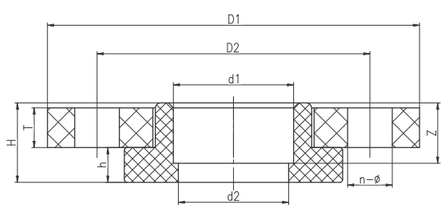

公称直径 DN	D1	D2	d1	d2	T	H	h	Z	n-Φ
15	95	65	20	15	14	27	12	16	4-Φ14
20	105	75	25	20	16	29	14	20	4-Φ14
25	115	85	32	27	16	32	14	21	4-Φ14
32	140	100	40	35	18	32	14	23	4-Φ18
40	150	110	50	45	18	32	14	25	4-Φ18
50	165	125	63	57	20	36	16	28	4-Φ18
65	185	145	75	69	20	36	16	31	4-Φ18
80	200	160	90	82	20	42	16	36	8-Φ18
100	220	180	110	102	22	49	18	42	8-Φ18

CPVC PIPES / FITTINGS SERIES
CPVC 管材 / 管件系列



CPVC PIPES
CPVC 管 管材执行标准 GB/T18998.2-2003

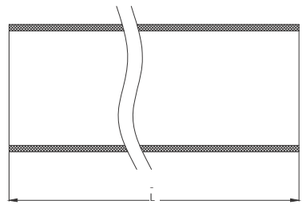

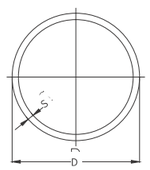

英寸	外径 D	长度 L	壁厚及重量 S			
	mm	mm	PN1.6MPa	KG/M	PN1.0MPa	KG/M
1/2"	20	4000	2.0	0.17	2.0	0.17
3/4"	25	4000	2.3	0.25	2.0	0.22
1"	32	4000	2.9	0.40	2.0	0.28
1-1/4"	40	4000	3.0	0.52	2.0	0.36
1-1/2"	50	4000	3.7	0.81	2.4	0.54
2"	63	4000	4.7	1.29	3.0	0.85
2-1/2"	75	4000	5.6	1.83	3.6	1.21
3"	90	4000	6.7	2.63	4.3	1.74
4"	110	4000	8.1	3.89	5.3	2.61
5"	140	4000	10.3	6.29	6.7	4.21
6"	160	4000	11.8	8.24	7.7	5.52
8"	225	4000	16.6	16.29	10.8	10.90
10”	280	4000	20.6	25.17	13.4	16.83
12”	315	4000	23.2	31.89	15	21.20
14”	355	4000	26.1	40.43	16.9	26.91
16”	400	4000	29.4	51.32	19.1	34.27
18"	450	4000			21.5	43.39
20"	500	4000			23.9	53.59
24"	630	4000			30.3	84.78

本标准依据国家标准 GB/T18998.2-2003 制定，管材长度可根据客户需要定制。

CPVC 45° ELBOW
CPVC 45° 弯头 管件执行标准 GB/T18998.3-2003

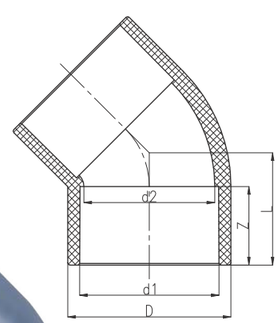

公称直径 DN	D	d1	d2	L	Z
15	27	20	16	21.6	16
20	32	25	21	25.6	19
25	40	32	28	30.3	22
32	50	40	36	36.4	26
40	61	50	45	43.6	31
50	75	63	58	53.5	38
65	88	75	70	62.2	44
80	104	90	85	72.5	51
100	127	110	104	87.3	61
125	161	140	136	107	76
150	184	160	154	122	86
200	260	225	218	171	119
250	310	280	270	210	146
300	346	315	304	236	164
350	390	355	340	265	184
400	440	400	386	298	206

CPVC 90° ELBOW
CPVC 90°弯头 - A 款

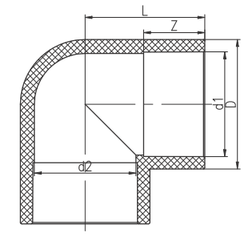

公称直径 DN	D	d1	d2	L	Z
15	26	20	16	27	16
20	32	25	20	33	19
25	41	32	27	40	22
32	50	40	34	48	26
40	63	50	44	58	31
50	79	63	57	72	38
65	93	75	73	86	44
80	112	90	87	99	51
100	132	110	106	118	61
125	163	140	135	150	76
150	186	160	156	168	86
200	260	225	216	244	119
250(Φ250)	287	250	240	275	131
250(Φ280)	318	280	270	298	146
300	360	315	305	352	164

CPVC 90° ELBOW
CPVC 90°弯头 - B 款

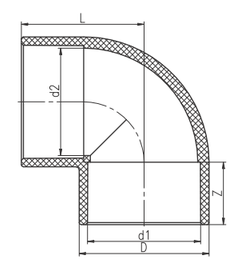

公称直径 DN	D	d1	d2	L	Z
15	27	20	18	28	16
20	32	25	23	34	19
25	40	32	30	41	22
32	50	40	38	49	26
40	61	50	47	61	31
50	75	63	60	74	38
65	88	75	72	83	44
80	104	90	86	99	51
100	127	110	105	120	61
125	161	140	134	150	76
150	184	160	154	172	86
200	249	225	219	237	119
250	310	280	270	301	146
300	346	315	310	331	164
350	392	355	350	372	184
400	433	400	395	416	206
450	494	450	430	483	231
500	548	500	480	521	256
600	670	630	600	654	321

CPVC TEE
CPVC 三通 - A 款

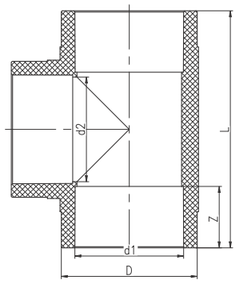

公称直径 DN	D	d1	d2	L	Z
15	26	20	16	65	16
20	32	25	20	65	19
25	41	32	27	80	22
32	50	40	34	96	26
40	63	50	44	116	31
50	79	63	57	142	38
65	94.5	75	74	167	44
80	113	90	87	197	51
100	134	110	106	236	61
125	163	140	135	300	76
150	185	160	156	335	86
200	262	225	214	490	119
250(Φ250)	288	250	240	538	131
250(Φ280)	318	280	270	595	146
300	362	315	305	652	164

CPVC TEE
CPVC 三通 - B 款

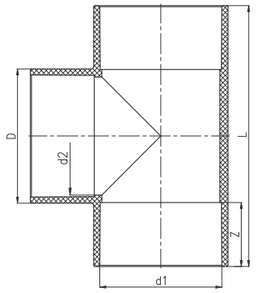

公称直径 DN	D	d1	d2	L	Z
15	27	20	18	56	16
20	32	25	22	66	19
25	40	32	29	80	22
32	50	40	37	99	26
40	61	50	47	120	31
50	75	63	59	148	38
65	88	75	71	169	44
80	104	90	86	198	51
100	127	110	105	238	61
125	161	140	135	298	76
150	184	160	154	338	86
200	249	225	219	484	119
250	308	280	270	595	146
300	346	315	310	662	164
350	390	355	340	749	184
400	440	400	386	840	206
450	494	450	430	944	231
500	540	500	480	1040	256

CPVC REDUCING TEE
CPVC 异径三通

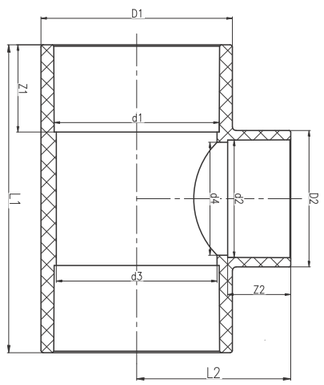

公称直径 DN	D1	D2	d1	d2	d3	d4	L1	L2	Z1	Z2
20X15	32	26	25	20	22	16	65	28	19	16
25X15	41	26	32	20	28	16	80	32	22	16
25X20	41	32	32	25	28	21	80	35	22	19
32X15	50	26	40	20	36	16	96	36	26	16
32x20	50	32	40	25	36	21	96	39	26	19
32X25	50	40	40	32	36	28	96	42	26	22
40X15	63	26	50	20	45	16	116	32	41	16
40X20	63	32	50	25	45	21	116	32	44	19
40X25	63	41	50	32	45	28	116	32	47	22
40X32	63	50	50	40	45	36	116	40	51	26
50X20	79	32	63	25	58	21	142	51	38	19
50X25	79	41	63	32	58	28	142	54	38	22
50X32	79	50	63	40	58	36	142	58	38	26
50X40	79	63	63	50	58	45	142	63	38	31
65X25	95	41	75	32	69	28	167	59	44	22
65X32	95	50	75	40	69	36	167	63	44	26
65X40	95	63	75	50	69	45	167	68	44	31
65X50	95	79	75	63	69	58	167	75	44	38
80X25	113	41	90	32	84	28	197	67	51	22
80X32	113	50	90	40	84	36	197	71	51	26
80X40	113	63	90	50	84	45	197	76	51	31
80X50	113	79	90	63	84	58	197	83	51	38
80X65	113	95	90	75	84	69	197	89	51	44
100X40	134	63	110	50	105	45	236	86	61	31
100X50	134	79	110	63	105	58	236	93	61	38
100X65	134	95	110	75	105	69	236	99	61	44
100X80	134	113	110	90	105	84	236	106	61	51
125X80	163	113	140	90	132	84	300	127	76	51
125X100	163	134	140	110	132	105	300	131	76	61
150X50	185	79	160	63	152	58	335	118	86	38
150X65	185	95	160	75	152	69	335	124	86	44
150X80	185	113	160	90	152	84	335	131	86	51
150X100	185	134	160	110	152	105	335	141	86	61
150X125	185	163	160	140	152	132	335	156	86	76
200X50	261	75	225	63	219	59	420	157.5	119	38
200X65	261	89	225	75	219	71	420	163	119	44
200X80	261	106	225	90	219	86	420	171	119	51
200X100	261	129	225	110	219	105	420	181	119	61
200X150	261	186	225	160	219	154	420	210	119	86
250X100	308	127	280	110	270	104	538	210	146	61

公称直径 DN	D1	D2	d1	d2	d3	d4	L1	L2	Z1	Z2
250X125	308	161	280	140	270	130	538	225	146	76
250X150	308	184	280	160	270	150	538	235	146	86
250X200	308	248	280	225	270	219	538	268	146	119
300X200	346	249	315	225	305	219	662	281	164	119
300X250	346	308	315	280	305	270	662	313.5	164	146
350X150	390	184	355	160	340	154	749	276.5	184	86
350X200	390	249	355	225	340	214	749	309.5	184	119
350X250	390	308	355	280	340	270	749	336.5	184	146
350X300	390	346	355	315	340	304	749	354.5	184	164
400X300	440	346	400	315	386	304	840	378	206	164
400X350	440	390	400	355	386	340	840	398	206	184
450X300	494	346	450	315	430	304	944	448	231	164
450X350	494	390	450	355	430	340	944	415	231	184
450X400	494	440	450	400	430	384	944	437	231	206
500X300	548	346	500	315	480	304	1040	422	256	164
500X350	548	390	500	355	480	340	1040	422	256	184
500X400	548	440	500	400	480	384	1040	465	256	206
500X450	548	494	500	450	480	430	1040	490	256	231

CPVC COUPLING
CPVC 直通 - A 款

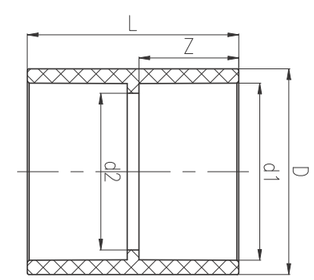

公称直径 DN	D	d1	d2	L	Z
15	26.5	20	16	36	16
20	32.5	25	21	41	19
25	40.5	32	28	47	22
32	49	40	36	55.5	26
40	60.5	50	42	66	31
50	74.5	63	55	80	38
65	88	75	66	92	44
80	105	90	80	108	51
100	129	110	100	130	61
125	163	140	130	160	76
150	186	160	149	180	86
200	263	225	210	248	119
250(Φ250)	288	250	240	272	131
250(Φ280)	316	280	265	310	146
300	362	315	300	344	164

CPVC COUPLING
CPVC 直通 - B 款

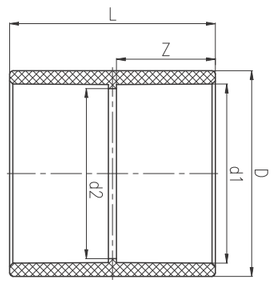

公称直径 DN	D	d1	d2	L	Z
15	27	20	18	35	16
20	32	25	23	40	19
25	40	32	30	47	22
32	50	40	38	55	26
40	61	50	47	65	31
50	75	63	60	80	38
65	88	75	72	92	44
80	104	90	86	107	51
100	127	110	105	127	61
125	161	140	134	158	76
150	184	160	154	180	86
200	249	225	219	247	119
250	309	280	272	303	146
300	346	315	306	338	164
350	392	355	349	380	184
400	440	400	393	430	206
450	494	450	430	477	231
500	548	500	480	527	256
600	692	630	600	657	321

CPVC ENDCAP
CPVC 管帽

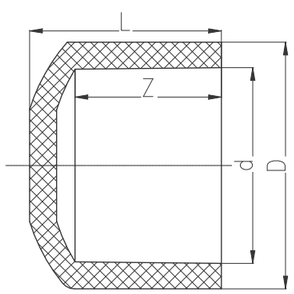

公称直径 DN	d	Z	L	D
15	20	16	23	28
20	25	19	26	32
25	32	22	30	41
32	40	26	35	51
40	50	31	43	63
50	63	38	54	79
65	75	44	65	92
80	90	51	75	110
100	110	61	85	132
125	140	76	105	162
150	160	86	116	186
200	225	118.5	154	250
250	280	146	190	308
300	315	164	218	346

CPVC FEMALE ADAPTOR
CPVC 内螺纹接头

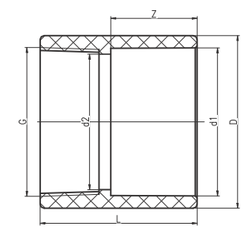

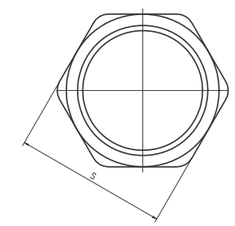

公称直径 DN	D	d1	d2	L	Z	G	S
15	27	20	16	38	16	Rc1/2	28
20	32	25	21	42	19	Rc3/4	34
25	40	32	27	47	22	Rc 1	42
32	50	40	35	54	26	Rc1 1/4	52
40	61	50	43	59	31	Rc1 1/2	61
50	75	63	54	70	38	Rc 2	75
65	88	75	69	80	44	Rc2 1/2	88

CPVC MALE ADAPTOR
CPVC 外螺纹接头

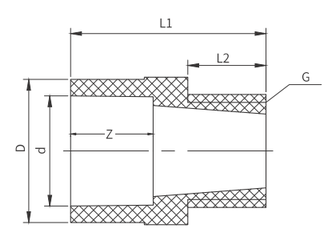

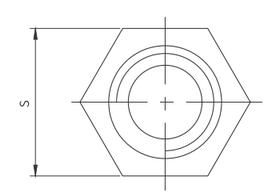

公称直径 DN	d	D	Z	L1	G	S	L2
15	20	28	16	42	R1/2	16	16
20	25	33	19	45	R3/4	18	18
25	32	40	22	52.5	R1	23.5	27
32	40	50	26	60	R1 1/4	25	34
40	50	61	31	67	R1 1/2	28	44
50	63	75	38	75	R2	27	56

CPVC BUSHING
CPVC 补芯

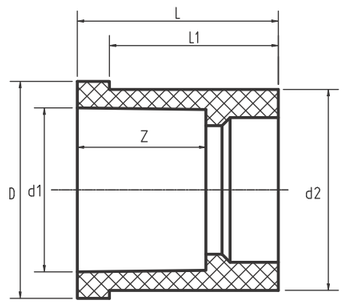

公称直径 DN	D	d1	d2	L	L1	Z
20X15	27	20	25	25	19	16
25X15	35	20	32	27	22	16
25X20	35	25	32	27	22	19
32X15	43	20	40	32	26	16
32x20	43	25	40	32	26	19
32X25	43	32	40	32	26	22
40X15	58	20	50	39	31	16
40X20	58	25	50	39	31	19
40X25	58	32	50	39	31	22
40X32	58	40	50	39	31	26
50X15	67	20	63	47	38	16
50X20	67	25	63	47	38	19
50X25	67	32	63	47	38	22
50X32	67	40	63	47	38	26
50X40	67	50	63	47	38	31
65X25	79	32	75	53	44	22
65X32	79	40	75	53	44	26
65X40	79	50	75	53	44	31
65X50	79	63	75	53	44	38
80X32	94	40	90	61	51	26
80X40	94	50	90	61	51	31
80X50	94	63	90	61	51	38
80X65	94	75	90	61	51	44
100X40	114	50	110	72	61	31
100X50	114	63	110	72	61	38
100X65	114	75	110	72	61	44
100X80	114	90	110	72	61	51
125X80	144	90	140	88	76	51
125X100	144	110	140	88	76	61
150X100	160	110	160	100	86	61
150X125	160	140	160	100	86	76
200X150	225	160	225	135	119	86
250X200	305	225	280	147	146	119
300X250	340	280	315	180	164	146
350X300	355	315	355	199	184	164
400X250	400	280	400	221	206	146
400X350	400	355	400	221	206	184

CPVC UNION
CPVC 活接头

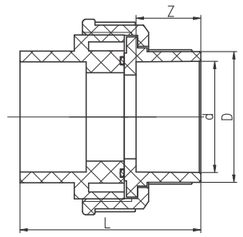

公称直径 DN	外形尺寸（mm）Screwtop type size			
	D	d	Z	L
15	27	20	16	48
20	34	25	20	52
25	41	32	22	60
32	52	40	27	71
40	63	50	31	80
50	75	63	38	100
65	89	75	44	111
80	107	90	51	135
100	126	110	61	157

CPVC CROSS
CPVC 四通

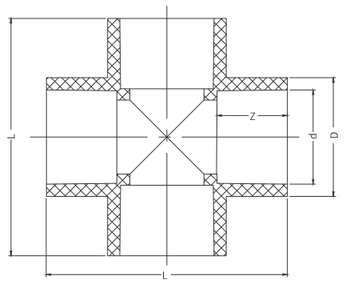

公称直径 DN（mm）	公称外径 dn（mm）	外形尺寸（mm）Screwtop type size			
		D	d	L	Z
15	20	26	20	56	16
20	25	32	25	66	20
25	32	40	32	80	22
32	40	50	40	98	27
40	50	61	50	120	31
50	63	75	63	148	38
65	75	88	75	169	44
80	90	104	90	200	51
100	110	127	110	240	61
125	140	161	140	300	76
150	160	184	160	338	86
200	225	247	225	484	119

CPVC REDUCER
CPVC 大小头

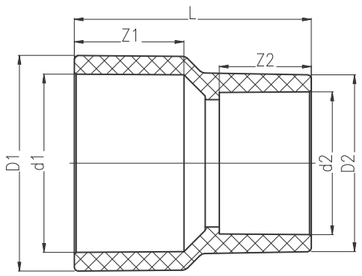

公称直径 DN	D1	D2	d1	d2	L	Z1	Z2
20X15	32	27	25	20	42	19	16
25X15	40	27	32	20	48.5	22	16
25X20	40	32	32	25	49	22	19
32X20	50	32	40	25	57	26	19
32X25	50	40	40	32	57	26	22
40X25	61	40	50	32	67	31	22
40X32	61	50	50	40	67	31	26
50X25	75	40	63	32	80.5	38	22
50X32	75	50	63	40	80.5	38	26
50X40	75	61	63	50	81	38	31
65X25	88	40	75	32	93.5	44	22
65X32	88	50	75	40	93.5	44	26
65X40	88	61	75	50	94	44	31
65X50	88	75	75	63	95	44	38
80X25	105	40	90	32	108	51	22
80X32	105	50	90	40	108	51	26
80X40	105	61	90	50	108.5	51	31
80X50	105	75	90	63	109.5	51	38
80X65	105	88	90	75	110.5	51	44
100X40	127	61	110	50	130	61	31
100X50	127	75	110	63	130	61	38
100X65	127	88	110	75	130	61	44

公称直径 DN	D1	D2	d1	d2	L	Z1	Z2
100X80	127	105	110	90	130	61	51
125X50	161	75	140	63	143	76	38
125X65	161	88	140	75	146	76	44
125X80	161	105	140	90	149	76	51
125X100	161	127	140	110	154	76	61
150X65	184	88	160	75	162	86	44
150X80	184	105	160	90	165	86	51
150X100	184	127	160	110	170	86	61
150X125	184	161	160	140	176	86	76
200X80	260	105	225	90	217	119	51
200X100	260	127	225	110	221	119	61
200X125	260	161	225	140	228	119	76
200X150	260	184	225	160	233	119	86
250X200 (Φ250X225)	288	260	250	225	265	131	119
250X100 (Φ280X110)	310	127	280	110	272.5	146	61
250X125 (Φ280X140)	310	160	280	140	278	146	76
250X150 (Φ280X160)	310	180	280	160	283	146	86
250X200 (Φ280X225)	310	251	280	225	297	146	118.5
300X100	351	127	315	110	300.5	163.5	61
300X125	351	160	315	140	307	163.5	76
300X150	351	180	315	160	311.5	163.5	86
300X200	351	251	315	225	325	163.5	118.5
300X250	351	310	315	280	336.5	163.5	146
350X150	390	184	355	160	343	184	86
350X200	390	249	355	225	359	184	119
350X250	390	308	355	280	370	184	146
350X300	390	346	355	315	378	184	164
400X200	440	249	400	225	394	206	119
400X250	440	308	400	280	405	206	146
400X300	440	346	400	315	413	206	164
400X350	440	390	400	355	423	206	184
450X300	494	346	450	315	454	231	164
450X350	494	390	450	355	463	231	184
450X400	494	440	450	400	472	231	206
500X300	548	346	500	315	494	256	164
500X350	548	390	500	355	504	256	184
500X400	548	440	500	400	513	256	206
500X450	548	494	500	450	525	256	231
600x300	692	346	630	315	600	321	164
600X350	692	390	630	355	609	321	184
600X400	692	440	630	400	618	321	206
600X450	692	494	630	450	630	321	231
600X500	692	548	630	500	641	321	256

CPVC REDUCER
CPVC 偏心 (异径) 大小头

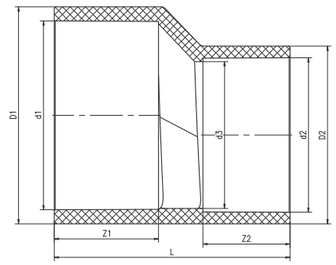

公称直径 DN	D1	d1	D2	d2	d3	Z1	Z2	L
50X25	75	63	40	32	27	38	22	92
50X40	75	63	61	50	46	38	31	87
80X40	104	90	61	50	46	51	31	122
80X50	104	90	75	63	60	51	38	117
100X50	127	110	75	63	57	61	38	150
100X80	127	110	104	90	86	61	51	138
150X80	184	160	104	90	79	86	51	213
150X100	184	160	127	110	102	86	61	202

CPVC BLIND FLANGE
CPVC 盲法兰

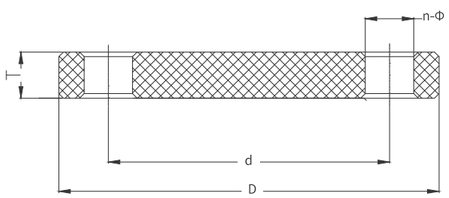

公称直径 DN	D	d	T	n-Φ
15	95	65	14	4-Φ15*20
20	105	75	18	4-Φ15*18
25	125	85	18	4-Φ15*21
32	140	100	20	4-Φ18*24
40	150	110	20	4-Φ18*25
50	165	125	20	4-Φ18*22
65	180	145	20	4-Φ18*22
80	200	160	20	8-Φ18*25
100	229	180	22	8-Φ18*28
125	250	210	22	8-Φ18*23
150	285	240	24	8-Φ22*25
200 (PN10)	340	295	24	8-Φ22
200 (PN16)	340	295	24	12-Φ22
250	395	350	26	12-Φ22
300	445	400	30	12-Φ22
350	505	460	30	16-Φ22
400	565	515	32	16-Φ26
450	615	565	35	20-Φ26
500	670	620	38	20-Φ26
600	780	725	42	20-Φ26

CPVC VANSTONE FLANGE
CPVC 活套法兰

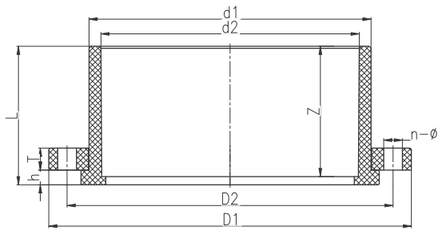

公称直径 DN	D1	D2	d1	d2	L	T	h	Z	n-Φ
15	95	65	32	20	25	12	5	23	4-Φ14
20	105	75	38	25	29	12	5	26	4-Φ14
25	115	85	46	32	31	16	5	27	4-Φ14
32	140	100	56	40	35	20	5	33	4-Φ18
40	150	110	64	50	38	20	7	35.5	4-Φ18
50	165	125	78	63	41	25	8	38	4-Φ18
65	185	145	96	75	52	25	8	44	4-Φ18
80	200	160	112	90	58.5	26	9	51	8-Φ18
100	220	180	131	110	69	28	9	61	8-Φ18
125	250	210	163	140	84	28	12.5	77	8-Φ19
150	285	240	182	160	93	31	12.5	85	8-Φ23
200(PN10)	340	295	254	225	127	35	16	119	8-Φ23
200(PIN16)	340	295	254	225	127	35	16	119	12-Φ23
250	395	350	308	280	154	40	16.5	144	12-Φ23
300	445	400	346	315	170	43	18	160	12-Φ23
350	505	460	390	355	176	43	16	164	16-Φ23
400	570	515	436	400	219	43	22	200	16-Φ27
450	625	565	497	450	220	40	27	210	20-Φ26
500	670	620	540	500	210	43	25	185	20-Φ27

CPVC FLANGE
CPVC 承插法兰 - A 款

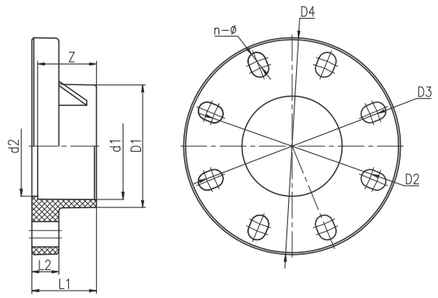

公称直径 DN	D1	D2	D3	D4	d1	d2	L1	L2	Z	n-Φ
15	28	61	70	95	20	17	20	14	16	4-Φ15X20
20	32	70	75	105	25	22	23	16	19	4-Φ15X18
25	40	79	90	120	32	28	27	16	22	4-Φ16X22
32	50	89	100	140	40	36	31	17	26	4-Φ18X24
40	61	98	110	150	50	45	36	19	31	4-Φ18X25
50	75	120	125	165	63	58	43	21	38	4-Φ18X21
65	88	140	145	185	75	69	50	22	44	4-Φ18X21
80	105	150	160	200	90	84	57	25	51	8-Φ18X24
100	127	175	190.5	225	110	104	67	28	61	8-Φ18X26
125	161	210	216	250	140	134	82	30	76	8-Φ20X22
150	184	240	242	280	160	154	92	30	86	8-Φ23X24
200	249	290	295	338	225	219	125	35	119	8-Φ23X27

CPVC FLANGE
CPVC 承插法兰 - C 款

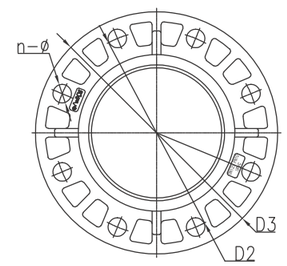

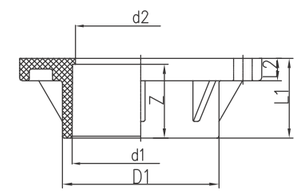

公称直径 DN	D1	D2	D3	d1	d2	L1	L2	Z	n-Φ
DN15	28	65	95	20	17	20	14	16	4-Φ15
DN20	32	75	105	25	22	23	16	19	4-Φ15
DN25	40	85	117	32	28	27	16	22	4-Φ15
DN32	50	100	140	40	36	31	18	26	4-Φ19
DN40	61	110	146	50	45	36	18	31	4-Φ19
DN50	75	125	165	63	58	43	18	38	4-Φ19
DN65	88	145	184	75	69	50	21	44	4-Φ19
DN80	105	160	199	90	84	57	21	51	8-Φ19
DN100	127	180	220	110	104	67	23	61	8-Φ19
DN125	161	210	249	140	134	82	23	76	8-Φ19
DN150	184	240	282	160	154	92	23	86	8-Φ23
DN200(PN10)	249	295	340	225	219	125	28	119	8-Φ23
DN200(PN16)	249	295	340	225	219	125	28	119	12-Φ23
250	310	350	406	280	254	153	30	146	12-Φ25*31
300	348	400	483	315	300	174	30	164	12-Φ25*41
350	393	460	520	355	348	197	35	184	16-Φ22*27
400	440	515	580	400	390	218	35	206	16-Φ26*31
450	494	565	640	450	430	243	40	231	20-Φ26*36
500	548	620	715	500	480	271	40	256	20-Φ26*41
600	692	725	840	630	571	506	42	321	20-Φ30*58

UPVC PIPES / FITTINGS SERIES
UPVC 管材 / 管件系列



UPVC PIPES FOR INDUSTRY
UPVC 化工管

管材执行标准 GB/T4219.1-2008

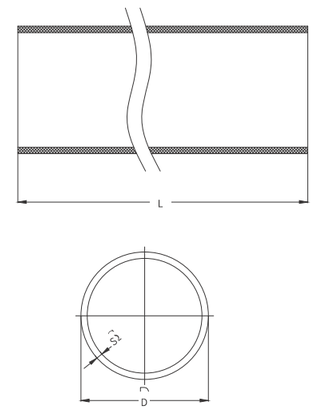

英寸	外径 D	长度 L	壁厚及重量 S			
	mm	mm	PN1.6MPa	KG/M	PN1.0MPa	KG/M
1/2"	20	4000	2.0	0.16	2.0	0.16
3/4"	25	4000	2.3	0.24	2.0	0.21
1"	32	4000	2.9	0.38	2.0	0.27
1-1/4"	40	4000	3.0	0.51	2.0	0.35
1-1/2"	50	4000	3.7	0.78	2.4	0.52
2"	63	4000	4.7	1.25	3.0	0.82
2-1/2"	75	4000	5.6	1.77	3.6	1.17
3"	90	4000	6.7	2.54	4.3	1.68
4"	110	4000	8.1	3.76	5.3	2.53
5"	140	4000	10.3	6.08	6.7	4.07
6"	160	4000	11.8	7.96	7.7	5.34
8"	225	4000	16.6	15.75	10.8	10.53
10"	280	4000	20.6	24.33	13.4	16.27
12"	315	4000	23.2	30.82	15	20.49
14"	355	4000	26.1	39.08	16.9	26.02
16"	400	4000	29.4	49.61	19.1	33.12
18"	450	4000			21.5	41.95
20"	500	4000			23.9	51.81
24"	630	4000			30	81.95

本标准依据国家标准 GB/T 4219-2008 制定，管材长度可根据客户需要定制。

This standard is based on national standards GB/T 4219-2008,the length of pipe can be customized according to customer needs.

UPVC ELBOW
UPVC 45°弯头

管材执行标准 GB/T4219.2-2015

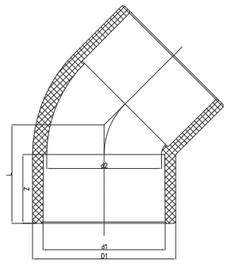

公称直径 DN	D1	d1	d2	L	Z
15	27	20	16	21.6	16
20	32	25	21	25.6	19
25	40	32	28	30.3	22
32	50	40	36	36.4	26
40	61	50	45	43.6	31
50	75	63	58	53.5	38
65	88	75	70	62.2	44
80	106	90	85	73	51
100	127	110	104	87.3	61
125	161	140	136	107	76
150	184	160	154	122	86
200	260	225	218	171	119
250	310	280	270	210	146
300	346	315	305	236	164
350	392	355	345	332	184
400	432	400	388	363	206

UPVC ELBOW
UPVC 90°弯头 - A 款

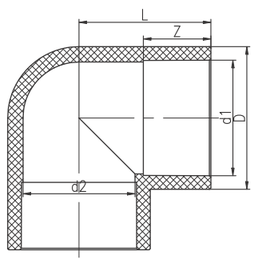

公称直径 DN	D	d1	d2	L	Z
15	26	20	16	27	16
20	32	25	20	33	19
25	41	32	27	40	22
32	50	40	34	48	26
40	63	63	44	58	31
50	79	75	57	72	38
65	93	90	73	86	44
80	112	110	87	99	51
100	132	140	106	118	61
125	163	160	135	150	76
150	186	225	156	168	86
200	260	250	216	244	119
250(Φ250)	287	280	240	275	131
250(Φ280)	318	315	270	298	146
300	360	630	305	352	164

UPVC ELBOW
UPVC 90°弯头 - B 款

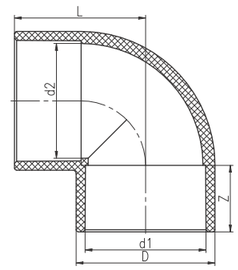

公称直径 DN	D	d1	d2	L	Z
15	27	20	18	28	16
20	32	25	23	34	19
25	40	32	30	41	22
32	50	40	38	49	26
40	61	50	47	61	31
50	75	63	60	74	38
65	88	75	72	83	44
80	104	90	86	99	51
100	127	110	105	120	61
125	161	140	134	150	76
150	184	160	154	172	86
200	249	225	219	237	119
250(Φ280)	310	280	270	301	146
300	346	315	310	331	164
350	392	355	350	372	184
400	433	400	395	416	206
450	494	450	430	483	231
500	548	500	480	521	256
600	670	630	600	654	321

UPVC REDUCING TEE
UPVC 异径三通

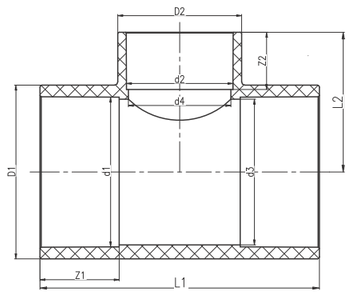

公称直径 DN	D1	D2	d1	d2	d3	d4	L1	L2	Z1	Z2
20X15	32	26	25	20	22	16	65	28	19	16
25X15	41	26	32	20	28	16	80	32	22	16
25X20	41	32	32	25	28	21	80	35	22	19
32X15	50	26	40	20	36	16	96	36	26	16
32x20	50	32	40	25	36	21	96	39	26	19
32X25	50	40	40	32	36	28	96	42	26	22
40X15	63	26	50	20	45	16	116	32	41	16
40X20	63	32	50	25	45	21	116	32	44	19
40X25	63	41	50	32	45	28	116	32	47	22
40X32	63	50	50	40	45	36	116	40	51	26
50X20	79	32	63	25	58	21	142	51	38	19
50X25	79	41	63	32	58	28	142	54	38	22
50X32	79	50	63	40	58	36	142	58	38	26
50X40	79	63	63	50	58	45	142	63	38	31
65X25	95	41	75	32	69	28	167	59	44	22
65X32	95	50	75	40	69	36	167	63	44	26
65X40	95	63	75	50	69	45	167	68	44	31
65X50	95	79	75	63	69	58	167	75	44	38
80X25	113	41	90	32	84	28	197	67	51	22
80X32	113	50	90	40	84	36	197	71	51	26
80X40	113	63	90	50	84	45	197	76	51	31
80X50	113	79	90	63	84	58	197	83	51	38
80X65	113	95	90	75	84	69	197	89	51	44
100X40	134	63	110	50	105	45	236	86	61	31
100X50	134	79	110	63	105	58	236	93	61	38
100X65	134	95	110	75	105	69	236	99	61	44
100X80	134	113	110	90	105	84	236	106	61	51
125X80	163	113	140	90	132	84	300	127	76	51
125X100	163	134	140	110	132	105	300	131	76	61
150X50	185	79	160	63	152	58	335	118	86	38
150X65	185	95	160	75	152	69	335	124	86	44
150X80	185	113	160	90	152	84	335	131	86	51
150X100	185	134	160	110	152	105	335	141	86	61
150X125	185	163	160	140	152	132	335	156	86	76
200X50	261	75	225	63	219	59	420	157.5	119	38
200X65	261	89	225	75	219	71	420	163	119	44
200X80	261	106	225	90	219	86	420	171	119	51
200X100	261	129	225	110	219	105	420	181	119	61

公称直径 DN	D1	D2	d1	d2	d3	d4	L1	L2	Z1	Z2
200X150	261	186	225	160	219	154	420	210	119	86
250X100	308	127	280	110	270	104	538	210	146	61
250X125	308	161	280	140	270	130	538	225	146	76
250X150	308	177	280	160	270	150	538	235	146	86
250X200	308	248	280	225	270	219	538	268	146	119
300X200	346	249	315	225	305	219	662	281	164	119
300X250	346	308	315	280	305	270	662	313.5	164	146
350X150	390	184	355	160	340	154	749	276.5	184	86
350X200	390	249	355	225	340	214	749	309.5	184	119
350X250	390	308	355	280	340	270	749	336.5	184	146
350X300	390	346	355	315	340	304	749	354.5	184	164
400X300	440	346	400	315	386	304	840	378	206	164
400X350	440	390	400	355	386	340	840	398	206	184
450X300	494	346	450	315	430	304	944	448	231	164
450X350	494	390	450	355	430	340	944	415	231	184
450X400	494	440	450	400	430	384	944	437	231	206
500X300	548	346	500	315	480	340	1040	422	256	164
500X350	548	390	500	355	480	340	1040	442	256	184
500X400	548	440	500	400	480	384	1040	465	256	206
500X450	548	494	500	450	480	430	1040	490	256	231

UPVC TEE
UPVC 三通 - A 款

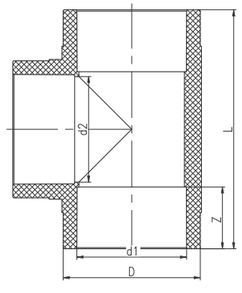

公称直径 DN	D	d1	d2	L	Z
15	26	20	16	65	16
20	32	25	20	65	19
25	41	40	27	80	22
32	50	75	34	96	26
40	63	90	44	116	31
50	79	110	57	142	38
65	94.5	140	74	167	44
80	113	160	87	197	51
100	134	225	106	236	61
125	163	250	135	300	76
150	185	280	156	335	86
200	262	315	214	490	119
250(Φ250)	288	250	240	538	131
250(Φ280)	318	280	270	595	146
300	362	500	305	652	164

UPVC TEE
UPVC 三通 - B 款

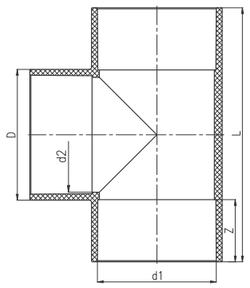

公称直径 DN	D	d1	d2	L	Z
15	27	20	18	56	16
20	32	25	22	66	19
25	40	32	29	80	22
32	50	40	37	99	26
40	61	50	47	120	31
50	75	63	59	148	38
65	88	75	71	169	44
80	104	90	86	198	51
100	127	110	105	238	61
125	161	140	135	298	76
150	184	160	154	338	86
200	249	225	219	484	119
250	308	280	270	595	146
300	346	315	310	662	164
350	390	355	340	749	184
400	440	400	386	840	206
450	494	450	430	944	231
500	540	500	480	1040	256

UPVC COUPLING
UPVC 直通 - A 款

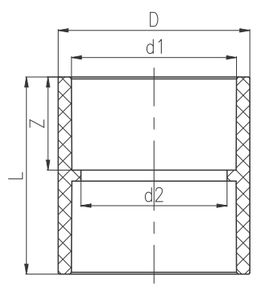

公称直径 DN	D	d1	d2	L	Z
15	26.5	20	16	36	16
20	32.5	25	21	41	19
25	40.5	32	28	47	22
32	49	40	36	55.5	26
40	60.5	50	42	66	31
50	74.5	63	55	80	38
65	88	75	66	92	44
80	105	90	80	108	51
100	129	110	100	130	61
125	163	140	130	160	76
150	186	160	149	180	86
200	263	225	210	248	119
250(Φ250)	288	250	240	272	131
250(Φ280)	316	280	265	310	146
300	362	315	300	344	164

UPVC COUPLING
UPVC 直通 - B 款

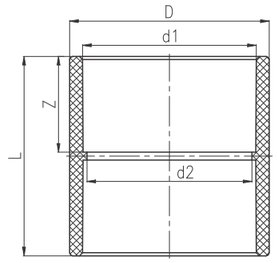

公称直径 DN	D	d1	d2	L	Z
15	27	20	18	35	16
20	32	25	23	40	19
25	40	32	30	47	22
32	50	40	38	55	26
40	61	50	47	65	31
50	75	63	60	80	38
65	88	75	72	92	44
80	104	90	86	107	51
100	127	110	105	127	61
125	161	140	134	158	76
150	184	160	154	180	86
200	249	225	219	247	119
250	309	280	272	303	146
300	346	315	306	338	164
350	392	355	349	380	184
400	440	400	393	430	206
450	494	450	430	477	231
500	548	500	480	527	256
600	692	630	600	657	321

UPVC ENDCAP
UPVC 管帽

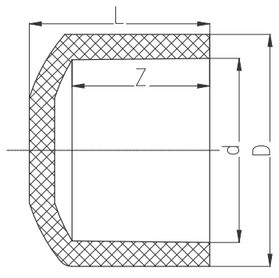

公称直径 DN	d	Z	L	D
15	20	16	23	28
20	25	19	26	32
25	32	22	30	41
32	40	26	35	51
40	50	31	43	63
50	63	38	54	79
65	75	44	65	92
80	90	51	75	110
100	110	61	85	132
125	140	76	105	162
150	160	86	116	186
200	225	118.5	154	250
250	280	146	190	308
300	315	164	218	346

PIPES UPVC管
ELBOW 弯头
TEE 三通
COUPLING 直通
END CAP 管帽
ADAPTER 接头
BUSHING 补芯
UNION 由任活接
CROSS 四通
REDUCER 大小头
FLANGE 法兰

UPVC FEMALE ADAPTOR
UPVC 内螺纹接头

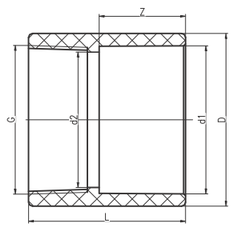

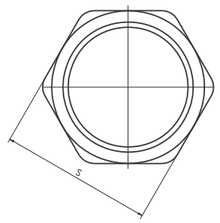

公称直径 DN	D	d1	d2	L	Z	G	S
15	27	20	16	38	16	Rc1/2	28
20	32	25	21	42	19	Rc3/4	34
25	40	32	27	47	22	Rc 1	42
32	50	40	35	54	26	Rc1 1/4	52
40	61	50	43	59	31	Rc1 1/2	61
50	75	63	54	70	38	Rc 2	75
65	88	75	69	80	44	Rc2 1/2	88

UPVC MALE ADAPTOR
UPVC 外螺纹接头

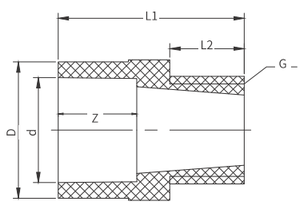

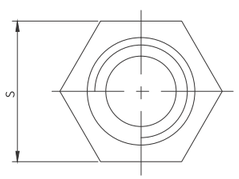

公称直径 DN	d	D	Z	L1	G	S	L2
15	20	28	16	42	R1/2	28	16
20	25	33	19	45	R3/4	34	18
25	32	40	22	52.5	R1	41	23.5
32	40	50	26	60	R1-1/4	51	25
40	50	61	31	67	R1-1/2	65	28
50	63	75	38	75	R2	76	27

UPVC BUSHING
UPVC 补芯

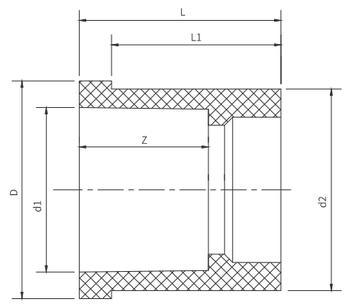

公称直径 DN	D	d1	d2	L	L1	Z
20X15	27	20	25	25	19	16
25X15	35	20	32	27	22	16
25X20	35	25	32	27	22	19
32X15	43	20	40	32	26	16
32X20	43	25	40	32	26	19
32X25	43	32	40	32	26	22
40X15	58	20	50	39	31	16
40X20	58	25	50	39	31	19

公称直径 DN	D	d1	d2	L	L1	Z
40X25	58	32	50	39	31	22
40X32	58	40	50	39	31	26
50X15	67	20	63	47	38	16
50X20	67	25	63	47	38	19
50X25	67	32	63	47	38	22
50X32	67	40	63	47	38	26
50X40	67	50	63	47	38	31
65X25	79	32	75	53	44	22
65X32	79	40	75	53	44	26
65X40	79	50	75	53	44	31
65X50	79	63	75	53	44	38
80X32	94	40	90	61	51	26
80X40	94	50	90	61	51	31
80X50	94	63	90	61	51	38
80X65	94	75	90	61	51	44
100X40	114	50	110	72	61	31
100X50	114	63	110	72	61	38
100X65	114	75	110	72	61	44
100X80	114	90	110	72	61	51
125X80	144	90	140	88	76	51
125X100	144	110	140	88	76	61
150X100	160	110	160	100	86	61
150X125	160	140	160	100	86	76
200X150	225	160	225	135	119	86
250X200	305	225	280	147	146	119
300X250	340	280	315	180	164	146
350X300	355	315	355	199	184	164
400X250	400	280	400	221	206	146
400X350	400	355	400	221	206	184

UPVC UNION
UPVC 活接头

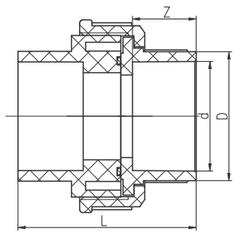

公称直径 DN	外形尺寸（mm）Screwtop type size			
	D	d	Z	L
15	27	20	16	48
20	34	25	20	52
25	41	32	22	60
32	52	40	27	71
40	63	50	31	80
50	75	63	38	100
65	89	75	44	111
80	107	90	51	135
100	126	110	61	157

UPVC CROSS
UPVC 四通

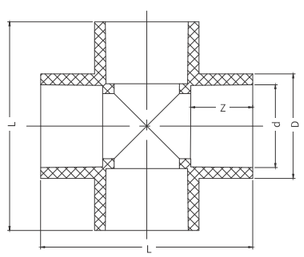

公称直径 DN (mm)	公称外径 dn (mm)	外形尺寸（mm）Screwtop type size			
		D	d	L	Z
15	20	26	20	56	16
20	25	32	25	66	20
25	32	40	32	80	22
32	40	50	40	98	27
40	50	61	50	120	31
50	63	75	63	148	38
65	75	88	75	169	44
80	90	104	90	200	51
100	110	127	110	240	61
125	140	161	140	300	76
150	160	184	160	338	86
200	225	247	225	484	119

UPVC REDUCER
UPVC 大小头

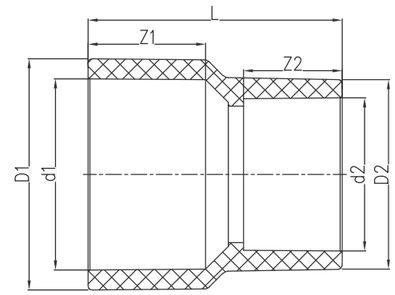

公称直径 DN	D1	D2	d1	d2	L	Z1	Z2
20X15	32	27	25	20	42	19	16
25X15	40	27	32	20	48.5	22	16
25X20	40	32	32	25	49	22	19
32X20	50	32	40	25	57	26	19
32X25	50	40	40	32	57	26	22
40X25	61	40	50	32	67	31	22
40X32	61	50	50	40	67	31	26
50X25	75	40	63	32	80.5	38	22
50X32	75	50	63	40	80.5	38	26
50X40	75	61	63	50	81	38	31
65X25	88	40	75	32	93.5	44	22
65X32	88	50	75	40	93.5	44	26
65X40	88	61	75	50	94	44	31
65X50	88	75	75	63	95	44	38
80X25	105	40	90	32	108	51	22
80X32	105	50	90	40	108	51	26
80X40	105	61	90	50	108.5	51	31
80X50	105	75	90	63	109.5	51	38
80X65	105	88	90	75	110.5	51	44
100X40	127	61	110	50	130	61	31
100X50	127	75	110	63	130	61	38
100X65	127	88	110	75	130	61	44

公称直径 DN	D1	D2	d1	d2	L	Z1	Z2
100X80	127	105	110	90	130	61	51
125X50	161	75	140	63	143	76	38
125X65	161	88	140	75	146	76	44
125X80	161	105	140	90	149	76	51
125X100	161	127	140	110	154	76	61
150X65	184	88	160	75	162	86	44
150X80	184	105	160	90	165	86	51
150X100	184	127	160	110	170	86	61
150X125	184	161	160	140	176	86	76
200X80	260	105	225	90	217	119	51
200X100	260	127	225	110	221	119	61
200X125	260	161	225	140	228	119	76
200X150	260	184	225	160	233	119	86
250X200 (Φ250X225)	288	260	250	225	265	131	119
250X100 (Φ280X110)	310	127	280	110	272.5	146	61
250X125 (Φ280X140)	310	160	280	140	278	146	76
250X150 (Φ280X160)	310	180	280	160	283	146	86
250X200 (Φ280X225)	310	251	280	225	297	146	118.5
300X100	351	127	315	110	300.5	163.5	61
300X125	351	160	315	140	307	163.5	76
300X150	351	180	315	160	311.5	163.5	86
300X200	351	251	315	225	325	163.5	118.5
300X250	351	310	315	280	336.5	163.5	146
350X150	390	184	355	160	343	184	86
350X200	390	249	355	225	359	184	119
350X250	390	308	355	280	370	184	146
350X300	390	346	355	315	378	184	164
400X200	440	249	400	225	394	206	119
400X250	440	308	400	280	405	206	146
400X300	440	346	400	315	413	206	164
400X350	440	390	400	355	423	206	184
450X300	494	346	450	315	454	231	164
450X350	494	390	450	355	463	231	184
450X400	494	440	450	400	472	231	206
500x300	548	346	500	315	494	256	164
500x350	548	390	500	355	504	256	184
500x400	548	440	500	400	513	256	206
500x450	548	494	500	450	525	256	231
600x300	692	346	630	315	600	321	164
600X350	692	390	630	355	609	321	184
600X400	692	440	630	400	618	321	206
600X450	692	494	630	450	630	321	231
600X500	692	548	630	500	641	321	256

UPVC REDUCER
UPVC 偏心（异径）大小头

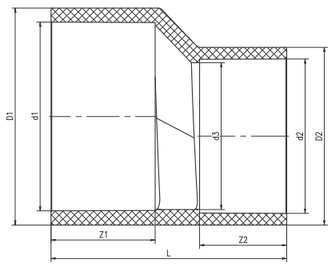

公称直径 DN	D1	d1	D2	d2	d3	Z1	Z2	L
50X25	75	63	40	32	27	38	22	92
50X40	75	63	61	50	46	38	31	87
80X40	104	90	61	50	46	51	31	122
80X50	104	90	75	63	60	51	38	117
100X50	127	110	75	63	57	61	38	150
100X80	127	110	104	90	86	61	51	138
150X80	184	160	104	90	79	86	51	213
150X100	184	160	127	110	102	86	61	202

UPVC BLIND FLANGE
UPVC 盲法兰

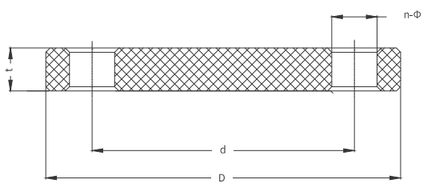

公称直径 DN	D	d	t	n-Φ
15	95	65	14	4-Φ15*20
20	105	75	18	4-Φ15*18
25	125	85	18	4-Φ15*21
32	140	100	20	4-Φ18*24
40	150	110	20	4-Φ18*25
50	165	125	20	4-Φ18*22
65	185	145	20	4-Φ18*22
80	200	160	20	8-Φ18*25
100	229	180	22	8-Φ18*28
125	254	210	22	8-Φ18*23
150	285	240	24	8-Φ22*25
200	340	295	24	8-Φ22
250	395	350	26	12-Φ22
300	445	400	30	12-Φ22
350	505	460	30	16-Φ22
400	565	515	32	16-Φ26
450	615	565	35	20-Φ26
500	670	620	38	20-Φ26
600	780	725	42	20-Φ26

UPVC VANSTONE FLANGE
UPVC 活套法兰

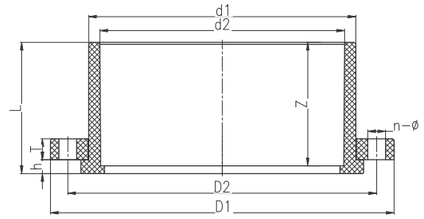

公称直径 DN	D1	D2	d1	d2	L	T	h	Z	n-Φ
15	95	65	32	20	25	12	5	23	4-Φ14
20	105	75	38	25	29	12	5	26	4-Φ14
25	115	85	46	32	31	16	5	27	4-Φ14
32	140	100	56	40	35	20	5	33	4-Φ18
40	150	110	64	50	38	20	7	35.5	4-Φ18
50	165	125	78	63	41	25	8	38	4-Φ18
65	185	145	96	75	52	25	8	44	4-Φ18
80	200	160	112	90	58.5	26	9	51	8-Φ18
100	220	180	131	110	69	28	9	61	8-Φ18
125	250	210	163	140	84	28	12.5	77	8-Φ19
150	285	240	182	160	93	31	12.5	85	8-Φ23
200(PN10)	340	295	254	225	127	35	16	119	8-Φ23
200(PIN16)	340	295	254	225	127	35	16	119	12-Φ23
250	395	350	308	280	154	40	16.5	144	12-Φ23
300	445	400	346	315	170	43	18	160	12-Φ23
350	505	460	390	355	176	43	16	164	16-Φ23
400	570	515	436	400	219	43	22	200	16-Φ27
450	625	565	497	450	220	40	27	210	20-Φ26
500	670	620	540	500	210	43	25	185	20-Φ27

UPVC SOCKET FLANGE
A 款 UPVC 承插法兰

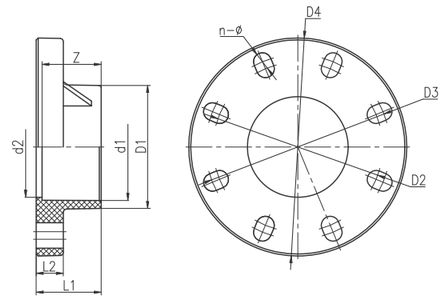

公称直径 DN	D1	D2	D3	D4	d1	d2	L1	L2	Z	n-Φ
15	28	61	70	95	20	17	20	14	16	4-Φ15X20
20	32	70	75	105	25	22	23	16	19	4-Φ15X18
25	40	79	90	120	32	28	27	16	22	4-Φ16X22
32	50	89	100	140	40	36	31	17	26	4-Φ18X24
40	61	98	110	150	50	45	36	19	31	4-Φ18X25
50	75	120	125	165	63	58	43	21	38	4-Φ18X21
65	88	140	145	185	75	69	50	22	44	4-Φ18X21
80	105	150	160	200	90	84	57	25	51	8-Φ18X24
100	127	175	190.5	225	110	104	67	28	61	8-Φ18X26
125	161	210	216	250	140	134	82	30	76	8-Φ20X22
150	184	240	242	280	160	154	92	30	86	8-Φ23X24
200	249	290	295	338	225	219	125	35	119	8-Φ23X27

UPVC SOCKET FLANGE
C 款 UPVC 承插法兰

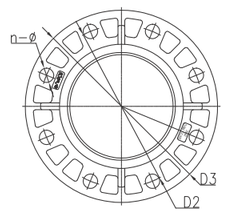

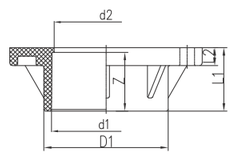

公称直径 DN	D1	D2	D3	d1	d2	L1	L2	Z	n-Φ
15	28	65	95	20	17	20	14	16	4-Φ15
20	32	75	105	25	22	23	16	19	4-Φ15
25	40	85	117	32	28	27	16	22	4-Φ15
32	50	100	140	40	36	31	18	26	4-Φ19
40	61	110	146	50	45	36	18	31	4-Φ19
50	75	125	165	63	58	43	18	38	4-Φ19
65	88	145	184	75	69	50	21	44	4-Φ19
80	105	160	199	90	84	57	21	51	8-Φ19
100	127	180	220	110	104	67	23	61	8-Φ19
125	161	210	249	140	134	82	23	76	8-Φ19
150	184	240	282	160	154	92	23	86	8-Φ23
200（PN10）	249	295	340	225	219	125	28	119	8-Φ23
200（PN16）	249	295	340	225	219	125	28	119	12-Φ23
250	310	350	406	280	254	153	30	146	12-Φ25*31
300	348	400	483	315	300	174	30	164	12-Φ25*41
350	393	460	520	355	348	197	35	184	16-Φ22*27
400	440	515	580	400	390	218	35	206	16-Φ26*31
450	494	565	640	450	430	243	40	231	20-Φ26*36
500	548	620	715	500	480	271	40	256	20-Φ26*41
600	692	725	840	630	571	506	42	321	20-Φ30*58

PPH PIPES / FITTINGS SERIES
PPH 管材 / 管件系列

PPH PIPES
PPH 管

管材执行标准 QB/T5099.1-2017、DIN8077/8078

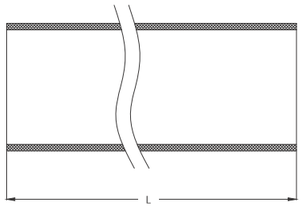

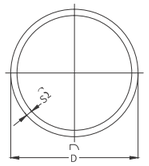

标准英寸	公称外径 D	长度 L	管材壁厚（mm）S					
	Φmm	mm	SDR7.4 1.6MPa	SDR11 1.0MPa	SDR17.6 0.6MPa	SDR26 0.4MPa	SDR33 0.32MPa	SDR41 0.25MPa
1/2"	20	5000	2.8	2.0				
3/4"	25	5000	3.5	2.3				
1"	32	5000	4.4	2.9				
1-1/4"	40	5000	5.5	3.7	2.3			
1-1/2"	50	5000	6.9	4.6	2.9			
2"	63	5000	8.6	5.8	3.6			
2-1/2"	75	5000	10.3	6.8	4.3			
3"	90	5000	12.3	8.2	5.1	3.5		
4"	110	5000	15.1	10	6.3	4.2		
5"	140	5000		12.7	8.3	5.4		
6"	160	5000		14.6	9.1	6.2	4.9	
8"	225	5000		20.5	12.8	8.6	6.9	
10"	280	5000		25.4	15.9	10.7	8.6	6.9
12"	315	5000		28.6	17.9	12.1	9.7	7.7
14"	355	5000		32.2	20.1	13.6	11.3	8.7
16"	400	5000		36.3	22.7	15.3	12.3	9.8
18"	450	5000		40.9	25.5	17.2	13.8	11
20"	500	5000			28.4	19.1	15.3	12.3
24"	630	5000			35.7	24.1	19.3	15.4

PPH HOT MELT SOCKET 45° ELBOW
PPH 热熔承插 45°弯头

管件执行标准 QB/T5099.2-2017、DIN16962

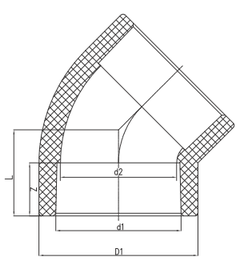

公称直径 DN	D1	d1	d2	L	Z
15	29	20	16	21	15
20	35	25	20	25	18
25	43	32	27	28	20
32	51	40	35	32	22
40	64	50	45	37.3	24
50	81	63	57	44.8	28
65	93	75	68	50.3	31
80	114	90	82	58	35
100	134	110	100	68.8	41

PPH BUTT WELDING 45° ELBOW
PPH 对焊 45°弯头

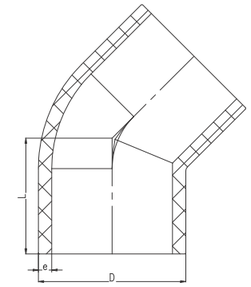

公称直径 DN	D	L	e
125	140	110	12.8
150	160	125	14.6
200	225	140	20.5
250	280	150	25.5
300	315	165	28.6
350	355	180	32.2
400	400	215	36.3

PPH HOT MELT SOCKET 90° ELBOW
PPH 热熔承插 90°弯头

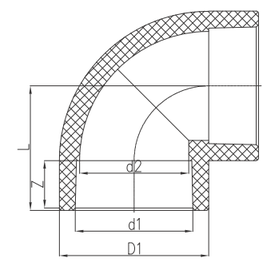

公称直径 DN	D1	d1	d2	L	Z
15	26	20	16	28	15
20	31	25	20	32	18
25	39	32	27	38	20
32	51	40	35	47.5	22
40	64	50	45	57	25
50	81	63	57	68.5	28
65	93	75	68	77.5	31
80	110	90	80	90	35
100	134	110	100	108	41

PPH BUTT WELDING 90° ELBOW
PPH 对焊 90°弯头

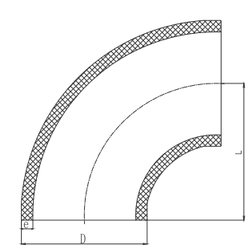

公称直径 DN	D	L	e
15	20	51	2.5
20	25	56	2.7
25	32	63	3.0
32	40	72	3.7
40	50	84	4.6
50	63	97	5.8
65	75	110	6.9
80	90	123	8.2
100	110	142	10.0
125	140	170	12.8
150	160	185	14.6
200	225	245	20.5
250	280	250	25.5
300	315	277.5	28.6
350	355	307.5	32.2
400	400	350	36.3

PPH HOT MELT SOCKET TEE
PPH 热熔承插三通

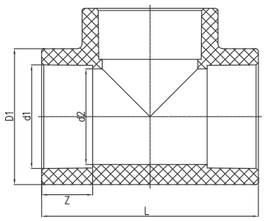

公称直径 DN	D1	d1	d2	L	Z
15	26	20	16	56	15
20	31	25	21	64	18
25	39	32	27	76	20
32	51	40	35	88	22
40	64	50	45	102	24
50	81	63	57	124	28
65	93	75	68	152	31
80	114	90	82	176	35
100	134	110	100	212	41

PPH BUTT WELDING TEE
PPH 对焊三通

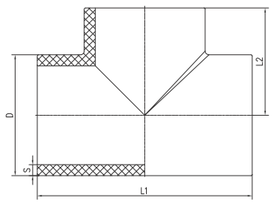

公称直径 DN	D	S	L1	L2
15	20	2.5	70	35
20	25	2.7	80	40
25	32	3	89	44.5
32	40	3.7	100	50
40	50	4.6	120	60
50	63	5.8	149	74.5
65	75	6.9	175	87.5
80	90	8.2	181	90.5
100	110	10	225	112.5
125	140	12.8	293	146.5
150	160	14.6	315	157.5
200	225	20.5	400	200
250	280	25.4	500	250
300	315	28.6	555	277.5
350	355	32.2	615	307.5
400	400	36.3	720	360

PPH HOT MELT SOCKET REDUCING TEE
PPH 热熔承插异径三通

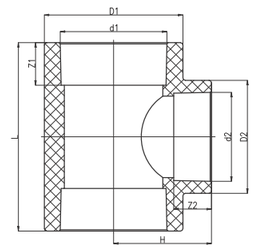

公称直径 DN	D1	D2	d1	d2	L	H	Z1	Z2
20X15	35	29	25	20	60	29	18	15
25X15	43	29	32	20	64	32	20	15
25X20	43	35	32	25	68	35	20	18
32X15	51	29	40	20	70	37	22	15
32X20	51	35	40	25	74	40	22	18
32X25	51	43	40	32	80	42	22	20
40X15	64	29	50	20	76	43	24	15
40X20	64	35	50	25	80	46	24	18
40X25	64	43	50	32	86	48	24	20
40X32	64	51	50	40	94	50	24	22
50X25	81	43	63	32	94	54.5	28	20
50X32	81	51	63	40	102	56.5	28	22
50X40	81	64	63	50	112	58.5	28	24
65X25	93	43	75	32	103	61	31	20
65X32	93	51	75	40	111	63	31	22
65X40	93	64	75	50	121	65	31	24
65X50	93	81	75	63	134	69	31	28
80X40	114	64	90	50	132	73.5	35	24
80X50	114	81	90	63	145	77.5	35	28
80X65	114	93	90	75	155	80.5	35	31
100X40	134	64	110	50	146	84	41	24
100X50	134	81	110	63	159	88	41	28
100X65	134	93	110	75	169	91	41	31
100X80	134	114	110	90	183	95	41	35

PPH BUTT WELDING REDUCING TEE
PPH 对焊异径三通

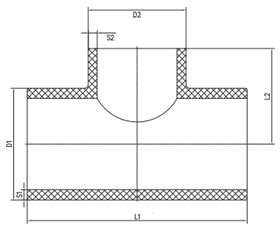

公称直径 DN	D1	S1	D2	S2	L1	L2
50X40	63	5.8	50	4.6	149	66.5
65X40	75	6.9	50	4.6	175	72.5
65X50	75	6.9	63	5.8	175	80.5
80X40	90	8.2	50	4.6	181	80
80X50	90	8.2	63	5.8	181	88
80X65	90	8.2	75	6.9	181	90.5
100X50	110	10	63	5.8	223	98
100X65	110	10	75	6.9	223	100.5
100X80	110	10	90	8.2	223	105
125X50	140	12.8	63	5.8	293	112.5
125X65	140	12.8	75	6.9	293	112.5
125X80	140	12.8	90	8.2	293	112.5
125X100	140	12.8	110	10	293	117
150X80	160	14.6	90	8.2	315	124
150X100	160	14.6	110	10	315	130
150X125	160	14.6	140	12.8	315	137
200X100	225	20.5	110	10	400	156
200X125	225	20.5	140	12.8	400	162
200X150	225	20.5	160	14.6	400	168

PPH HOT MELT SOCKET COUPLING
PPH 热熔承插直通

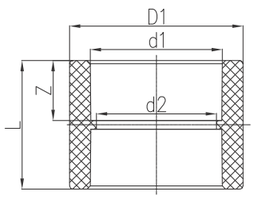

公称直径 DN	D1	d1	d2	L	Z
15	26	20	16	33	15
20	31	25	20	39	18
25	39	32	26	43	20
32	51	40	34	48	22
40	64	50	44	54	25
50	81	63	56	60	28
65	93	75	67	70	31
80	112	90	80	81	35
100	134	110	100	96	41

PPH HOT MELT SOCKET ENDCAP
PPH 热熔承插管帽

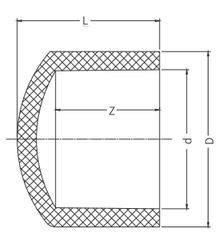

公称直径 DN	d	Z	L	D
15	20	16	23	28
20	25	19	26	32
25	32	22	30	41
32	40	26	35	51
40	50	31	43	63
50	63	38	54	79
65	75	44	65	92
80	90	51	75	110
100	110	61	85	132

PPH FEMALE ADAPTOR
PPH 内螺纹接头

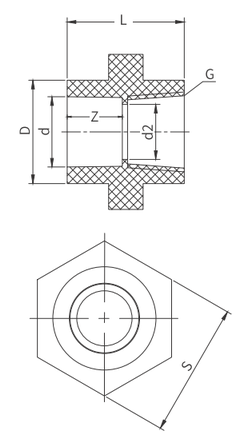

公称直径 DN	d	D	Z	L	G	S	d2
15	20	30	16	35	Rc1/2	39	16
20	25	33	19	40	Rc3/4	41.5	18
25	32	40	22	47	Rc1	48.6	27
32	40	50	26	53	Rc1 1/4	58	34
40	50	61	31	61	Rc1 1/2	69	44
50	63	75	38	68	Rc2	81.5	56

PPH MALE ADAPTOR
PPH 外螺纹接头

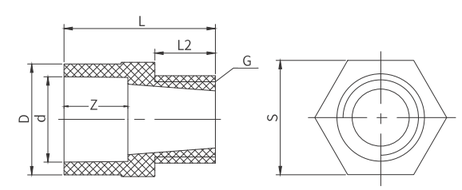

公称直径 DN	d	D	Z	L	G	S	d2
15	20	28	16	44	R1/2	32	18
20	25	33	19	45	R3/4	34	18
25	32	40	22	52.5	R1	41	23.5
32	40	50	26	60	R1 1/4	51	25
40	50	61	31	67	R1 1/2	65	28
50	63	75	38	75	R2	76	27

PPH BUTT WELDING ECCENTRIC REDUCER
PPH 对焊偏心大小头

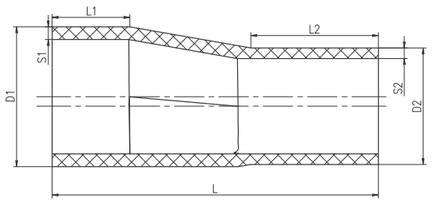

公称直径 DN	D1	S1	D2	S2	L1	L2	L
65X50	75	6.9	63	5.8	45	73	180
80X65	90	8.2	75	6.9	50	82	210
100X80	110	10	90	8.2	55	80	235
150X100	160	14.6	110	10	75	88	280
200X150	225	20.5	160	14.6	80	110	310

PPH BUTT WELDING REDUCER
PPH 对焊大小头

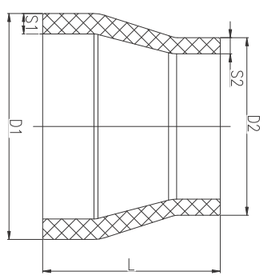

公称直径 DN	D1	S1	D2	S2	L
125X50	140	12.7	63	5.8	110
125X65	140	12.7	75	6.8	110
125X80	140	12.7	90	8.2	110
125X100	140	12.7	110	10	110
150X50	160	14.6	63	5.8	120
150X65	160	14.6	75	6.8	120
150X80	160	14.6	90	8.2	120
150X100	160	14.6	110	10	120
150X125	160	14.6	140	12.7	120
200X80	225	20.5	90	8.2	160
200X100	225	20.5	110	10	160
200X125	225	20.5	140	12.7	160
200X150	225	20.5	160	14.6	160
250X100	280	25.4	110	10	200
250X125	280	25.4	140	12.7	200
250X150	280	25.4	160	14.6	200
250X200	280	25.4	225	20.5	200
300X150	315	28.6	160	14.6	225
300X200	315	28.6	225	20.5	225
300X250	315	28.6	280	25.4	225

PPH HOT MELT SOCKET REDUCER
PPH 热熔承插大小头

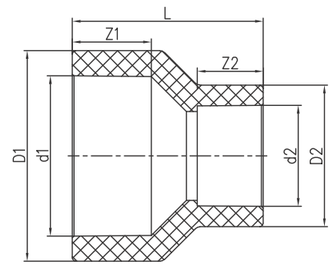

公称直径 DN	D1	D2	d1	d2	L	Z1	Z2
20X15	35	29	25	20	40	18	15
25X15	43	29	32	20	46	20	15
25X20	43	35	32	25	47	20	18
32X20	51	35	40	25	53	22	18
32X25	51	43	40	32	52	22	20
40X20	64	35	50	25	60	24	18
40X25	64	43	50	32	58	24	20
40X32	64	51	50	40	56	24	22
50X25	81	43	63	32	69	28	20
50X32	81	51	63	40	67	28	22
50X40	81	64	63	50	64	28	24
65X32	93	51	75	40	75	31	22
65X40	93	64	75	50	72	31	24
65X50	93	81	75	63	70	31	28
80X40	114	64	90	50	84	35	24
80X50	114	81	90	63	82	35	28
80X65	114	93	90	75	79	35	31
100X40	134	64	110	50	99	41	24
100X50	134	81	110	63	97	41	28
100X65	134	93	110	75	95	41	31
100X80	134	114	110	90	92	41	35

PPH HOT MELT SOCKET FLANGE
PPH 热熔承插法兰

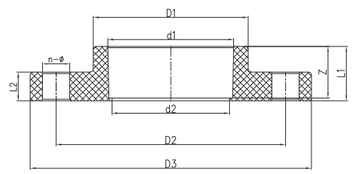

公称直径 DN	D1	D2	D3	d1	d2	L1	L2	Z	n-Φ
15	30	65	95	20	16	24	14	19	4-Φ14
20	36	75	105	25	20	25	16	20	4-Φ14
25	46	85	115	32	27	26	16	21	4-Φ14
32	53	100	135	40	35	27	18	22	4-Φ18
40	64	110	145	50	45	30	18	25	4-Φ18
50	81	125	160	63	57	33	20	28	4-Φ18
65	93	145	185	75	68	37.5	20	21	4-Φ18
80	114	160	196	90	82	42	20	36	8-Φ18
100	134	180	215	110	100	53.5	22	47	8-Φ18

PPH HOT MELT SOCKET VANSTONE FLANGE
PPH 热熔承插钢衬活套法兰

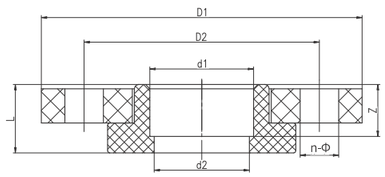

公称直径 DN	D1	D2	d1	d2	L	Z	n-Φ
15	95	65	20	15	27	16	4-Φ14
20	105	75	25	20	29	20	4-Φ14
25	115	85	32	27	32	21	4-Φ14
32	140	100	40	35	32	23	4-Φ18
40	150	110	50	45	32	25	4-Φ18
50	165	125	63	57	36	28	4-Φ18
65	185	145	75	69	36	31	4-Φ18
80	200	160	90	82	42	36	8-Φ18
100	220	180	110	102	49	42	8-Φ18

PPH BUTT WELDING VANSTONE FLANGE
PPH 对焊钢衬活套法兰

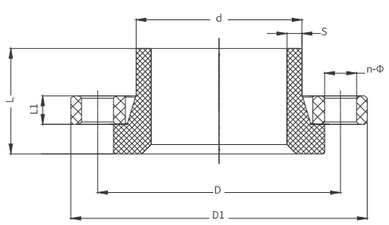

公称直径 DN	D	D1	d	S	L1	n-Φ
15	65	95	20	2.5	12	4-Φ14
20	75	105	25	2.7	12	4-Φ14
25	85	115	32	3.0	16	4-Φ14
32	100	140	40	3.7	20	4-Φ18
40	110	150	50	4.6	20	4-Φ18
50	125	165	63	5.8	20	4-Φ18
65	145	185	75	6.9	20	4-Φ18
80	160	200	90	8.2	20	8-Φ18
100	180	220	110	10.0	20	8-Φ18
125	210	250	140	12.8	22	8-Φ18
150	240	285	160	14.6	22	8-Φ23
200	295	340	225	20.5	24	8-Φ23
250	350	395	280	25.5	26	12-Φ23
300	400	445	315	28.7	42.5	12-Φ23
350	476	535	355	32.5	43	16-Φ23
400	515	565	400	36.4	60	16-Φ26
450	565	615	450	41	70	20-Φ26
500	620	670	500	45.5	75	20-Φ26

PPH BLIND FLANGE
PPH 盲法兰

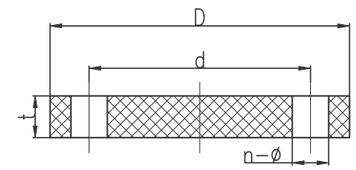

公称直径 DN	D	d	t	n-Φ
15	95	65	14	4-Φ15*20
20	105	75	18	4-Φ15*18
25	125	85	18	4-Φ15*21
32	140	100	20	4-Φ18*24
40	150	110	20	4-Φ18*25
50	165	125	20	4-Φ18*22
65	185	145	20	4-Φ18*22
80	200	160	20	8-Φ18*25
100	229	180	22	8-Φ18*28
125	254	210	22	8-Φ18*23
150	285	240	24	8-Φ22*25
200 (PN10)	340	295	24	8-Φ22
200 (PN16)	340	295	24	12-Φ22
250	395	350	26	12-Φ22
300	445	400	30	12-Φ22
350	505	460	30	16-Φ22
400	565	515	32	16-Φ26
450	615	565	35	20-Φ26
500	670	620	38	20-Φ26
600	780	725	42	20-Φ26

PPH INTEGRAL BUTT WELDING FLANGE
PPH 一体式对焊法兰

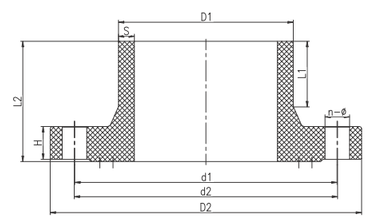

公称直径 DN	D1	D2	d1	d2	S	L1	L2	H	n-Φ
125	140	235	210	216	12.7	60	110	25	8-Φ18*21
150	160	285	240	241	14.6	60	115	30	8-Φ22*23
200	225	343	295	299	20.5	60	120	35	8-Φ22*24
250	280	406	350	362	25.4	60	127	35	12-Φ22*28
300	315	483	400	432	28.6	60	135	35	12-Φ22*38
350	355	520	460	470	32.2	60	145	45	16-Φ22*27
400	400	597	510	540	36.3	63	160	50	16-Φ26*41

FRPP PIPES / FITTINGS SERIES

FRPP 管材 / 管件系列

FRPP PIPES
FRPP 管　执行标准 HG/T 20539-92

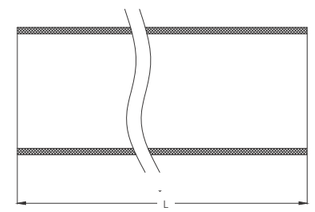

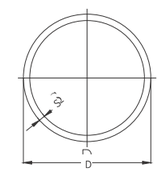

公称直径	外径 D	长度 L (mm)	1.0MPa		0.8MPa		0.6MPa		0.4MPa	
DN	Φ mm		壁厚 S (mm)	KG/M	壁厚 S (mm)	KG/M	壁厚 S (mm)	KG/M	壁厚 S (mm)	KG/M
15	20	5000	2.1	0.12						
20	25	5000	2.5	0.17						
25	32	5000	3	0.26						
32	40	5000	3.2	0.36						
40	50	5000	4.2	0.58						
50	63	5000	5.2	0.9	4.3	0.76	3.3	0.59	2.8	0.51
65	75	5000	6.2	1.28	5.1	1.07	3.9	0.83	3	0.65
80	90	5000	7.5	1.85	6.1	1.53	4.7	1.2	3.2	0.83
100	110	5000	9.1	2.75	7.5	2.3	5.7	1.78	3.9	1.24
125	140	5000	11.6	4.45	9.5	3.7	7.2	2.86	5	2.02
150	160	5000	13.3	5.85	10.8	4.8	8.3	3.76	5.7	2.63
200	225	5000	18.7	11.5	15.2	9.5	11.6	7.4	7.9	5.2
250	280	5000	23.2	17.8	18.9	14.72	14.4	11.41	9.9	7.98
300	315	5000	26.1	22.5	21.2	18.6	16.2	14.5	11.1	10.07
350	355	5000	29.4	28.6	23.9	23.6	18.3	18.5	12.5	12.8
400	400	5000	33.2	36.5	26.9	29.94	20.6	23.32	14.4	16.6
450	450	5000			30.5	38.2	23.3	29.7	15.8	20.5
500	500	5000			33.9	47.2	25.7	36.4	17.6	25.4
600	630	5000							24.3	44

FRPP ELBOW
FRPP 45°弯头

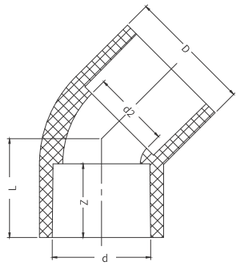

公称直径 DN	d	Z	L	D	d2
15	20	16	21.8	28	16
20	25	19	25.5	32	20
25	32	22	30	40	27
32	40	26	36	50	34
40	50	31	44	61	44
50	63	38	54	75	57
65	75	44	61	88	72
80	90	51	70	106	87
100	110	61	85.5	127	106
125	140	76	107	161	136
150	160	86	122	184	154
200	225	119	171	260	218
250	280	110	154	300	270

FRPP 90° ELBOW
FRPP 90°弯头

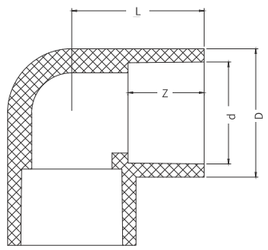

公称直径 DN	d	Z	L	D
15	20	16	27	26
20	25	19	33	32
25	32	22	40	41
32	40	26	48	50
40	50	31	58	63
50	63	38	72	79
65	75	44	86	93
80	90	51	99	101
100	110	61	118	132
125	140	76	150	163
150	160	86	168	186
200	225	119	244	260
250	280	146	298	318
300	315	165	352	360
350	355	184	400	391
400	400	230	460	452
450	450	231	480	495
500	500	256	535	540
600	630	321	670	678

FRPP TEE
FRPP 三通

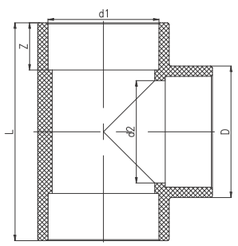

公称直径 DN	D1	d1	d2	L	Z
15	27	20	18	63	19
20	32	25	21	70	20
25	40	32	27	80	21
32	49	40	37	90	22
40	61	50	44	107	25
50	76	63	57	127	28
65	90	75	68	147	31
80	108	90	82	174	36
100	131	110	102	217	47
125	166	140	131	264	54
150	190	160	150	292	56
200	263	225	215	371	61

FRPP COUPLING
FRPP 直通

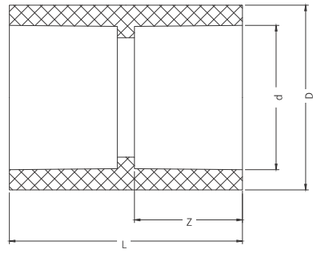

公称直径 DN	d	Z	L	D
15	20	16	36	26.5
20	25	19	41	32.5
25	32	22	47	40.5
32	40	26	55.5	49
40	50	31	66	60.5
50	63	38	80	74.5
65	75	44	92	88
80	90	51	108	105
100	110	61	130	129
125	140	76	160	163
150	160	86	180	186
200	225	119	248	263
250	280	146	310	316
300	315	164	344	362
350	355	184	380	391
400	400	230	485	452
450	450	231	750	495
500	500	256	760	540
600	630	321	890	678

FRPP ENDCAP
FRPP 管帽

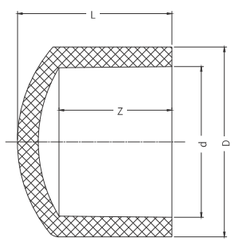

公称直径 DN	d	Z	L	D
15	20	16	23	28
20	25	19	26	32
25	32	22	30	41
32	40	26	35	51
40	50	31	43	63
50	63	38	54	79
65	75	44	65	92
80	90	51	78	110
100	110	61	85	132
125	140	76	105	162
150	160	86	116	186
200	225	118.5	154	250

FRPP FEMALE ADAPTOR
FRPP 内螺纹接头

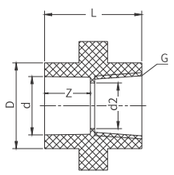

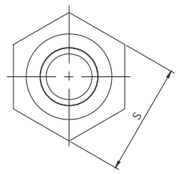

公称直径 DN	d	D	Z	L	G	S	d2
15	20	30	16	34	Rc1/2	39	16
20	25	33	19	40	Rc3/4	41.5	18
25	32	40	22	47	Rc1	48.6	27
32	40	50	26	53	Rc1 1/4	58	34
40	50	61	31	61	Rc1 1/2	69	44
50	63	75	38	68	Rc2	81.5	56

FRPP MALE ADAPTOR
FRPP 外螺纹接头

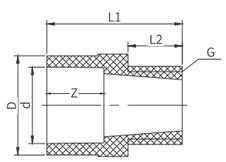

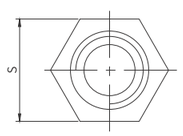

公称直径 DN	d	D	Z	L1	G	S	L2
15	20	28	16	44.5	R1/2	32	18
20	25	33	19	45	R3/4	34	18
25	32	40	22	52.5	R1	41	23.5
32	40	50	26	60	R1 1/4	51	25
40	50	61	31	67	R1 1/2	65	28
50	63	75	38	75	R2	76	27

FRPP BUSHING
FRPP 补芯

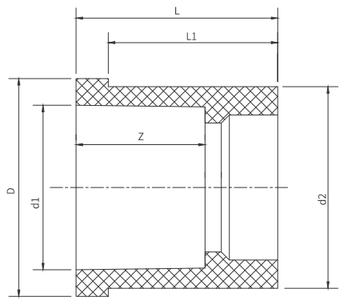

公称直径 DN	L	L1	D	d1	d2	Z
20X15	25	21	27	20	25	16
25X15	27	22	35	20	32	16
25X20	27	22	35	25	32	19
32X15	32	26	43	20	40	16
32X20	32	26	43	25	40	19
32X25	32	26	43	32	40	22
40X15	39	31	58	20	50	16
40X20	39	31	58	25	50	19
40X25	39	31	58	32	50	22
40X32	39	31	58	40	50	26
50X20	47	38	67	25	63	19
50X25	47	38	67	32	63	22
50X32	47	38	67	40	63	26
50X40	47	38	67	50	63	31
65X25	53	44	79	32	75	22
65X32	53	44	79	40	75	26
65X40	53	44	79	50	75	31
65X50	53	44	79	63	75	38
80X40	61	51	94	50	90	31
80X50	61	51	94	63	90	38
80X65	61	51	94	75	90	41
100X65	72	60	114	75	110	44
100X80	72	60	114	90	110	51
125X100	88	76	114	110	140	61
150X100	100	86	160	110	160	61
150X125	100	86	160	140	160	61
200X150	135	119	225	160	225	86
250X200	147	130	305	225	280	118
300X250	180	160	340	280	315	130
350X300	200	184	380	315	355	165
400X350	250	230	420	355	400	184
450X400	250	231	470	400	450	230
500X450	280	256	530	450	500	231
600X500	350	321	660	500	630	256

FRPP REDUCER
FRPP 大小头

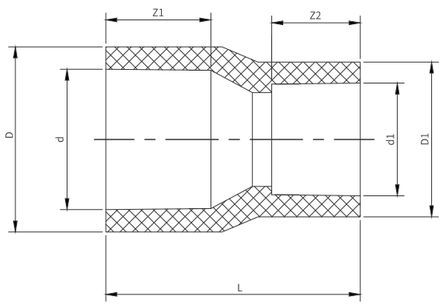

公称直径 DN	D	D1	d	d1	L	Z1	Z2
20X15	33.5	28	25	20	46	19	16
25X20	40.5	33	32	25	55	22	19
32X25	50.5	40	40	32	68	26	22
40X25	63	40	50	32	74.5	31	22
40X32	63	50	50	40	80.5	31	29
50X25	75	44	63	32	82	38	22
50X32	75	50	63	40	87	38	26
50X40	75	62	63	50	93	38	31
65X32	90	50	75	40	98	44	26
65X40	90	62	75	50	104	44	31
65X50	90	75	75	63	110	44	38
80X40	104	62	90	50	107	51	31
80X50	104	75	90	63	115	51	38
80X65	104	88	90	75	126	51	44
100X50	126	75	110	63	138	61	38
100X65	126	90	110	75	144	61	44
100X80	126	106	110	90	150	61	51
125X80	161	106	140	90	168	76	51
125X100	161	126	140	110	182	76	66
150X80	182	106	160	90	175	86	51
150X100	182	126	160	110	188	86	64
150X125	182	162	160	140	210	86	76
200X80	248	106	225	90	210	110	66
200X100	248	126	225	110	220	111	70
200X150	248	182	225	160	258	119	86
250X200	300	248	280	225	240	110	90
300X250	344	300	315	280	260	120	110
350X300	385	344	355	315		184	120
400X350	452	385	400	355		230	184
450X400	495	452	450	400		231	230
500X450	540	495	500	450		256	231
600X500	678	540	630	500		321	256

FRPP SOCKET FLANGE
FRPP 承插法兰

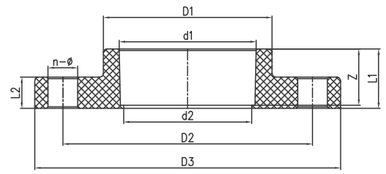

公称直径 DN	D1	D2	D3	d1	d2	L1	L2	Z	n-Φ
15	30	65	95	20	17	24	14	19	4-Φ14
20	36	75	105	25	22	25	16	20	4-Φ14
25	46	85	115	32	29	26	16	21	4-Φ14
32	53	100	135	40	37	27	18	22	4-Φ18
40	64	110	145	50	47	30	18	25	4-Φ18
50	81	125	160	63	60	33	20	28	4-Φ18
65	93	145	185	75	71	37.5	20	31	4-Φ18
80	114	160	196	90	86	42.5	20	36	8-Φ18
100	134	180	215	110	106	53.5	22	47	8-Φ18
125	166	210	244	140	135	56	22	54	8-Φ18
150	190	240	280	160	155	59	24	56	8-Φ22
200	251	295	340	225	218	65	28	61	8-Φ22
250	308	350	415	280	272	79	30	75	12-Φ22
300	347	400	450	315	307	95	33	91	12-Φ22
350	395	460	505	355	348	190	35	185	16-Φ22
400	440	515	565	400	390	211	35	206	16-Φ26
450	483	565	615	450	440	236	35	231	20-Φ26
500	548	620	670	500	488	261	38	256	20-Φ26
600	690	725	780	630	616	326	48	321	20-Φ26

FRPP BLIND FLANGE
FRPP 盲法兰

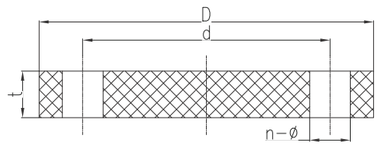

公称直径 DN	D	d	t	n-Φ
15	95	65	12	4-Φ14
20	105	75	15	4-Φ14
25	115	85	15	4-Φ14
32	140	100	17	4-Φ18
40	150	110	17	4-Φ18
50	165	125	17	4-Φ18
65	180	145	19	4-Φ18
80	200	160	19	8-Φ18
100	220	180	21	8-Φ18
125	250	210	21	8-Φ18
150	285	240	20	8-Φ22
200	340	295	24	8-Φ22
250	395	350	26	12-Φ22
300	445	400	30	12-Φ22
350	505	460	30	16-Φ22
400	565	515	32	16-Φ26
450	615	565	35	20-Φ26
500	670	620	38	20-Φ26
600	780	725	42	20-Φ26

COMPOSITE PIPE SERIES
复合管道系列

COMPOSITE PIPES
复合管道（PN1.0MPa）

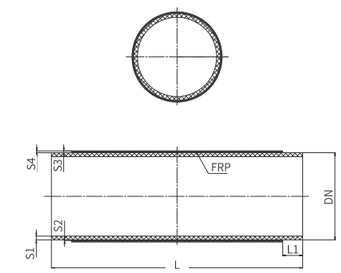

公称直径 Nominal diameterDN	公称压力 Nominal PressureMPa	UPVC 管材公称外径 dn Nominal diameter of UPVC pipes	S2	UPVC 管壁厚及偏差 Wall thickness of UPVC pipes and deviations S1	S3	S2+S3 ≈ S4 S4 允许偏差 tolerance	长度 L (mm)	预留长度 Reserved length L1
15	1.0	20	0.5	$2.3+^{0.5}_{0}$	2.5	$3+^{0.4}_{0}$	4000	44
20	1.0	25	0.5	$2.5+^{0.5}_{0}$	2.5	$3+^{0.4}_{0}$	4000	47
25	1.0	32	0.5	$2.5+^{0.5}_{0}$	2.5	$3+^{0.4}_{0}$	4000	50
32	1.0	40	0.5	$2.7+^{0.5}_{0}$	2.5	$3+^{0.4}_{0}$	4000	55
40	1.0	50	0.5	$3.1+^{0.6}_{0}$	3	$3.5+^{0.5}_{0}$	4000	56
50	1.0	63	0.5	$3.6+^{0.7}_{0}$	3	$3.5+^{0.5}_{0}$	4000	58
65	1.0	75	0.5	$3.8+^{0.7}_{0}$	3	$3.5+^{0.5}_{0}$	4000	66
80	1.0	90	0.5	$4.3+^{0.9}_{0}$	3	$3.5+^{0.5}_{0}$	4000	72
100	1.0	110	0.5	$4.8+^{1.0}_{0}$	3	$3.5+^{0.6}_{0}$	4000	82
125	1.0	140	0.5	$6.1+^{1.2}_{0}$	3.5	$4+^{0.6}_{0}$	4000	96
150	1.0	160	0.5	$7.9+^{1.4}_{0}$	3.5	$4+^{0.6}_{0}$	4000	106
200	1.0	225	0.5	$9.7+^{1.5}_{0}$	3.5	$4+^{0.6}_{0}$	4000	140
250	1.0	280	0.5	$12.2+^{1.7}_{0}$	4	$4.5+^{0.7}_{0}$	4000	166
300	1.0	315	0.5	$13.6+^{1.9}_{0}$	4	$4.5+^{0.7}_{0}$	4000	184
350	1.0	355	0.5	$14.8+^{2.0}_{0}$	5	$5.5+^{0.8}_{0}$	4000	204
400	1.0	400	0.5	$15.3+^{2.1}_{0}$	5	$5.5+^{0.8}_{0}$	4000	226
500	1.0	500	0.5	$19.1+^{2.1}_{0}$			4000	280
600	1.0	630	0.5	$24.1+^{2.1}_{0}$			4000	350

注：复合管件尺寸 S 可由供需双方协商适量微调。

COMPOSITE PIPES
复合管道（PN1.6MPa）

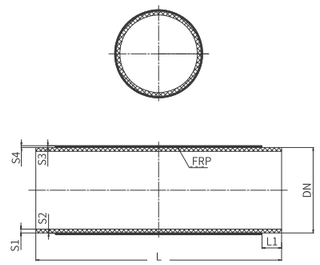

公称直径 Nominal diameter DN	公称压力 Nominal PressureMPa	公称外径 dn Nominal diameter	允许偏差 tolerance	UPVC 管壁厚及偏差 Wall thickness of UPVC pipes and deviations S1	S3	S2+S3 ≈ S4 S4 允许偏差 tolerance	长度 L (mm)	预留长度 Reserved length L1
15	1.6	20	$^{+0.2}_{0}$	$2.5+^{0.5}_{0}$	3	$3+^{0.5}_{0}$	4000	44
20	1.6	25	$^{+0.2}_{0}$	$2.5+^{0.5}_{0}$	3	$3+^{0.5}_{0}$	4000	47
25	1.6	32	$^{+0.2}_{0}$	$2.8+^{0.5}_{0}$	3	$3+^{0.5}_{0}$	4000	50
32	1.6	40	$^{+0.2}_{0}$	$3.0+^{0.5}_{0}$	3	$3+^{0.5}_{0}$	4000	55
40	1.6	50	$^{+0.2}_{0}$	$3.5+^{0.6}_{0}$	3	$3.5+^{0.5}_{0}$	4000	56
50	1.6	63	$^{+0.3}_{0}$	$4.5+^{0.7}_{0}$	3	$3.5+^{0.5}_{0}$	4000	58
65	1.6	75	$^{+0.3}_{0}$	$5.3+^{0.7}_{0}$	3	$3.5+^{0.5}_{0}$	4000	66
80	1.6	90	$^{+0.3}_{0}$	$6.4+^{0.9}_{0}$	3	$3.5+^{0.5}_{0}$	4000	72
100	1.6	110	$^{+0.4}_{0}$	$7.8+^{1.0}_{0}$	3	$3.5+^{0.6}_{0}$	4000	82
125	1.6	140	$^{+0.5}_{0}$	$9.7+^{1.2}_{0}$	3	$4+^{0.6}_{0}$	4000	96
150	1.6	160	$^{+0.5}_{0}$	$11.0+^{1.4}_{0}$	4	$4+^{0.7}_{0}$	4000	106
200	1.6	225	$^{+0.7}_{0}$	$12.5+^{1.5}_{0}$	4	$4+^{0.7}_{0}$	4000	140
250	1.6	280	$^{+0.9}_{0}$	$14.0+^{1.7}_{0}$	5.5	$4.5+^{0.8}_{0}$	4000	166
300	1.6	315	$^{+1.0}_{0}$	$16.0+^{1.9}_{0}$	5.5	$4.5+^{0.8}_{0}$	4000	184
350	1.6	355	$^{+1.1}_{0}$	$17.0+^{2.0}_{0}$	5.5	$5.5+^{0.8}_{0}$	4000	204
400	1.6	400	$^{+1.2}_{0}$	$18.1+^{2.1}_{0}$	5.5	$5.5+^{0.8}_{0}$	4000	226

注：复合管件尺寸 S 可由供需双方协商适量微调。

COMPOSITE 45° ELBOW
复合管件 45°弯头

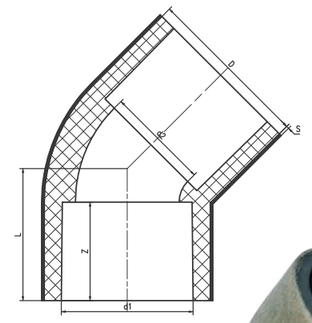

公称直径 DN	D	d1	d2	L	Z	S
15	27	20	16	21.6	16	3
20	32	25	21	25.6	19	3
25	40	32	28	30.3	22	6
32	50	40	36	36.4	26	6
40	61	50	45	43.6	31	7
50	75	63	58	53.5	38	7
65	88	75	70	62.2	44	8
80	104	90	85	72.5	51	7
100	127	110	104	87.3	61	7
125	161	140	136	107	76	9
150	184	160	154	122	86	9
200	260	225	218	171	119	9
250	310	280	270	210	146	11
300	346	315	304	236	164	12
350	390	355	340	265	184	12
400	440	400	386	298	206	12

注：复合管件尺寸 S 可由供需双方协商适量微调。

COMPOSITE 90° ELBOW
复合管件 90°弯头

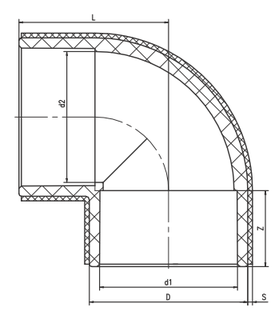

公称直径 DN	D	d1	d2	L	Z	S
15	27	20	18	28	16	3
20	32	25	23	34	19	3
25	40	32	30	41	22	6
32	50	40	38	49	26	6
40	61	50	47	61	31	7
50	75	63	60	74	38	7
65	88	75	72	83	44	8
80	104	90	86	99	51	7
100	127	110	105	120	61	7
125	161	140	134	150	76	9
150	184	160	154	172	86	9
200	249	225	219	237	119	9
250(Φ250)	287	250	240	275	131	11
250(Φ280)	310	280	270	301	146	11
300	346	315	310	331	164	12
350	392	355	350	372	184	12
400	433	400	395	416	206	12
450	494	450	430	483	231	14
500	548	500	480	521	256	16
600	670	630	600	654	321	16

注：复合管件尺寸 S 可由供需双方协商适量微调。

COMPOSITE TEE
复合管件三通

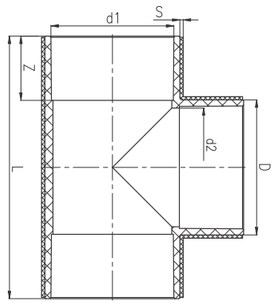

公称直径 DN	D	d1	d2	L	Z	S
15	27	20	18	56	16	3
20	32	25	22	66	19	3
25	40	32	29	80	22	6
32	50	40	37	99	26	6
40	61	50	47	120	31	7
50	75	63	59	148	38	7
65	88	75	71	169	44	8
80	104	90	86	198	51	7
100	127	110	105	238	61	7
125	161	140	135	298	76	9
150	184	160	154	338	86	9
200	249	225	219	484	119	9
250(Φ250)	287	250	240	538	131	11
250(Φ280)	310	280	270	595	146	11
300	346	315	310	662	164	12
350	392	355	340	749	184	12
400	433	400	386	840	206	12
450	494	450	430	944	231	14
500	540	500	480	1040	256	16
600	690	630	610	1286	321	16

注：复合管件尺寸 S 可由供需双方协商适量微调。

COMPOSITE COUPLING
复合管件直通

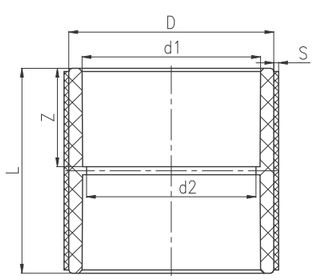

公称直径 DN	D	d1	d2	L	Z	S
15	27	20	18	35	16	3
20	32	25	23	40	19	3
25	40	32	30	47	22	6
32	50	40	38	55	26	6
40	61	50	47	65	31	7
50	75	63	60	80	38	7
65	88	75	72	92	44	8
80	104	90	86	107	51	7
100	127	110	105	127	61	7
125	161	140	134	158	76	9
150	184	160	154	180	86	9
200	249	225	219	247	119	9
250(Φ250)	288	250	240	272	131	11
250(Φ280)	309	280	272	303	146	11
300	346	315	306	338	164	12
350	392	355	349	380	184	12
400	440	400	393	430	206	12
450	494	450	430	477	231	14
500	548	500	480	527	256	16
600	692	630	600	657	321	16

注：复合管件尺寸 S 可由供需双方协商适量微调。

COMPOSITE ENDCAP
复合管件管帽

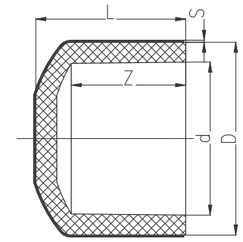

公称直径 DN	D	d	L	Z	S
15	28	20	23	16	3
20	32	25	26	19	3
25	41	32	30	22	6
32	51	40	35	26	6
40	63	50	43	31	7
50	79	63	54	38	7
65	92	75	65	44	8
80	110	90	75	51	7
100	132	110	85	61	7
125	162	140	105	76	9
150	186	160	116	86	9
200	250	225	154	119	9
250	308	280	190	146	11
300	346	315	218	164	12

注：复合管件尺寸 S 可由供需双方协商适量微调。

COMPOSITE CROSS
复合管件四通

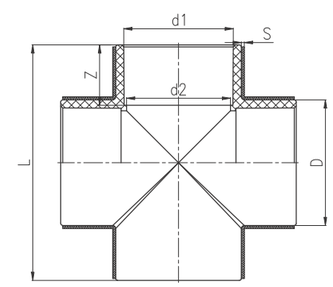

公称直径 DN	D	d1	d2	L	Z	S
15	27	20	16	56	16	3
20	32	25	21	66	19	3
25	40	32	26	80	22	6
32	50	40	33	98	26	6
40	61	50	47	120	31	7
50	75	63	59	148	38	7
65	88	75	71	169	44	8
80	104	90	86	198	51	7
100	127	110	105	238	61	7
125	161	140	135	298	76	9
150	184	160	154	338	86	9
200	249	225	219	480	119	9
250	308	280	270	592	146	11
300	346	315	304	666	164	12
350	390	355	340	748	184	12
400	440	400	384	840	206	12

注：复合管件尺寸 S 可由供需双方协商适量微调。

COMPOSITE REDUCER
复合管件大小头

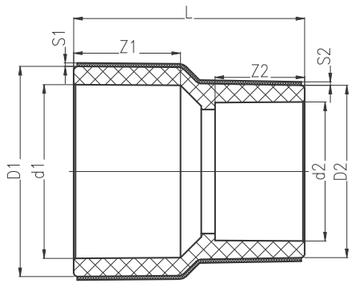

公称直径 DN	D1	D2	d1	d2	L	Z1	Z2	S1	S2
20X15	32	27	25	20	42	19	16	3	3
25X15	40	27	32	20	48.5	22	16	6	3
25X20	40	32	32	25	49	22	19	6	3
32X20	50	32	40	25	57	26	19	6	3
32X25	50	40	40	32	57	26	22	6	6
40X25	61	40	50	32	67	31	22	7	6
40X32	61	50	50	40	67	31	26	7	6
50X25	75	40	63	32	80.5	38	22	7	6
50X32	75	50	63	40	80.5	38	26	7	6
50X40	75	61	63	50	81	38	31	7	7
65X25	88	40	75	32	93.5	44	22	7	6
65X32	88	50	75	40	93.5	44	26	7	6
65X40	88	61	75	50	94	44	31	7	7
65X50	88	75	75	63	95	44	38	7	7
80X25	105	40	90	32	108	51	22	7	6
80X32	105	50	90	40	108	51	26	7	6
80X40	105	61	90	50	108.5	51	31	7	7
80X50	105	75	90	63	109.5	51	38	7	7
80X65	105	88	90	75	110.5	51	44	7	7
100X40	127	61	110	50	130	61	31	7	7

公称直径 DN	D1	D2	d1	d2	L	Z1	Z2	S1	S2
100X50	127	75	110	63	130	61	38	7	7
100X65	127	88	110	75	130	61	44	7	7
100X80	127	105	110	90	130	61	51	7	7
125X50	161	75	140	63	143	76	38	9	7
125X65	161	88	140	75	146	76	44	9	7
125X80	161	105	140	90	149	76	51	9	7
125X100	161	127	140	110	154	76	61	9	7
150X65	184	88	160	75	162	86	44	9	7
150X80	184	105	160	90	165	86	51	9	7
150X100	184	127	160	110	170	86	61	9	7
150X125	184	161	160	140	176	86	76	9	9
200X80	260	105	225	90	217	119	51	9	7
200X100	260	127	225	110	221	119	61	9	7
200X125	260	161	225	140	228	119	76	9	9
200X150	260	184	225	160	233	119	86	9	9
250X200 (Φ250X225)	288	260	250	225	265	131	119	11	9
250X100 (Φ280X110)	310	127	280	110	272.5	146	61	11	7
250X125 (Φ280X140)	310	160	280	140	278	146	76	11	9
250X150 (Φ280X160)	310	180	280	160	283	146	86	11	9
250X200 (Φ280X225)	310	251	280	225	297	146	118.5	11	9
300X100	351	127	315	110	300.5	163.5	61	12	7
300X125	351	160	315	140	307	163.5	76	12	9
300X150	351	180	315	160	311.5	163.5	86	12	9
300X200	351	251	315	225	325	163.5	118.5	12	9
300X250	351	310	315	280	336.5	163.5	146	12	11
350X200	390	249	355	225	359	184	119	12	9
350X250	390	308	355	280	370	184	146	12	11
350X300	390	346	355	315	378	184	164	12	12
400X200	440	249	400	225	394	206	119	12	9
400X250	440	308	400	280	405	206	146	12	11
400X300	440	346	400	315	413	206	164	12	12
400X350	440	390	400	355	423	206	184	12	12
450X300	494	346	450	315	454	231	164	14	12
600x300	692	346	630	315	600	321	164	16	12
600X350	692	390	630	355	609	321	184	16	12
600X400	692	440	630	400	618	321	206	16	12
600X450	692	494	630	450	630	321	231	16	14
600X500	692	548	630	500	641	321	256	16	16

注：复合管件尺寸 S 可由供需双方协商适量微调。

COMPOSITE FLANGE
复合管件法兰

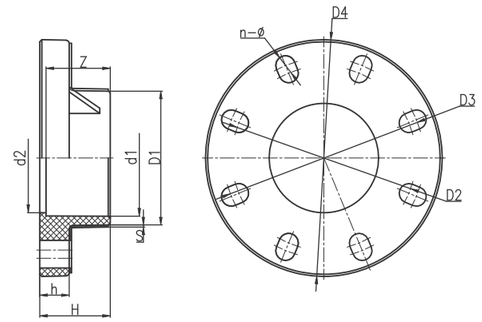

公称直径 DN	D1	D2	D3	D4	d1	d2	H	h	Z	S	n-Φ
15	30	65	70	95	20	17	20	14	16	3	4-Φ15X20
20	36	70	75	105	25	22	23	16	19	3	4-Φ15X18
25	46	79	90	120	32	28	27	16	22	6	4-Φ16X22
32	53	89	100	140	40	36	31	17	26	6	4-Φ18X24
40	64	98	110	150	50	45	36	19	31	6	4-Φ18X25
50	77	120	125	165	63	58	43	21	38	7	4-Φ18X21
65	92	140	145	185	75	69	50	22	44	7	4-Φ18X21
80	108	150	160	200	90	84	57	25	51	7	8-Φ18X24
100	131	175	190.5	225	110	104	67	28	61	7	8-Φ18X26
125	160	210	216	250	140	134	82	30	76	9	8-Φ20X22
150	180	240	242	280	160	154	92	30	86	9	8-Φ23X24
200(PN10)	253	290	295	338	225	219	125	35	119	9	8-Φ23X27
200(PN16)	249	——	295	340	225	219	125	28	119	9	12-Φ23
250	310	350	362	406	280	254	153	30	146	11	12-Φ25X31
300	348	400	432	483	315	300	174	30	164	12	12-Φ25X41
350	393	460	470	520	355	348	197	35	184	12	16-Φ22X27
400	440	515	525	580	400	390	218	35	206	12	16-Φ26X31
450	494	561	589	640	450	430	243	40	231	14	20-Φ26X36
500	548	620	650	715	500	480	271	40	256	16	20-Φ26X41
600	692	725	780	840	630	571	506	42	321	16	20-Φ30X58

PIPE FITTINGS AUXILIARY MATERIALS OF CONSTRUCTION
管件管材辅助施工材料

PVC PIPE GLUE
PVC 管道胶水

灰色
三年保质期
符合 ASTM D-2564 标准

高粘度，中等干化；
适用所有规格的 24''（630 毫米）以下口径的 PVC 管和管配件。
具有卓越的填补管道与管件之间缝隙的能力，在常温下可提供更长的施工时间。

Grey
3-years warranty
Compliance with ASTM D-2564 standards

High viscosity, medium dry
Suitable for all sizes of PVC pipes and fittings up to 24" (630 mm).
With an excellent ability to fill the gap between the pipe and the fittings and provides longer construction time at normal temperature.

CPVC PIPE GLUE
CPVC 管道胶水

灰色
三年保质期
符合 ASTM F-493 标准

高粘度，中等干化；
适用所有规格的 24''（630 毫米）以下口径的 CPVC 管和管配件。
具有卓越的填补管道与管件之间缝隙的能力，在常温下可提供更长的施工时间。

Grey
3-years warranty
Compliance with ASTM F-493 standards

High viscosity, medium dry
Suitable for all sizes of CPVC pipes and fittings up to 24" (630 mm) .
With an excellent ability to fill the gap between the pipe and the fittings and provides longer construction time at normal temperature.

PRE-ADHESIVE
预粘胶

透明
二年保质期
符合 ASTM F-656 标准

表面软化处理产品。快速软化管壁、增加粘接强度。
用于 PVC 和 CPVC 管与管配件涂抹胶粘剂之前的表面软化处理。

Bright color
2-years warranty
Compliance with ASTM F-656 standards

Soften the surface of the product, quickly soften the wall and increase the bond strength.
Surface softening treatment for PVC and CPVC pipe and pipe fittings before applying adhesive.

误用胶水的急救　MISUSE OF GLUE FOR FIRST AID

吸入：若因吸入而昏迷，请将患者移至新鲜空气中；如果患者呼吸困难请给予氧气并请医生诊治。
Inhalation: If inhalation and collapsed ,please move the patients to fresh air; if patients with difficulty in breathing ,give oxygen and requested medical attention.

眼睛或皮肤接触：使用充足的水冲洗眼睛 15 分钟，如果情形加重请赶快就医。
Eye or skin contact: use of adequate water rinse eyes for 15 minutes, if the aggravating circumstances, please seek medical treatment as soon as possible.

食用，如误食，请勿进行催吐，应立即请医生诊治。
Eating: such eat mistaken, avoid spit and send to hospital for cure.

STORAGE CONDITIONS
储藏条件

胶粘剂应存放在 15°C -38°C的干燥环境中，避免日照，保持期为 2 年（包装一径开启，请尽快使用完毕）。

Adhesive should be stored in 15° C -38° C in the day environment, avoid sunlight ,and maintain a period of 2 years(use it as soon as possible afer opening).

THE BASIC CEMENTATION PRINCIPLE FOR SOLVENT ADHESIVE
溶剂型粘合剂的基本粘结原理

一、涂抹预粘剂，使管材和管件承插表面充分软化和渗透。
Apply preliminary glue to make the pipe and sufficiently soft and soaked with the glue.

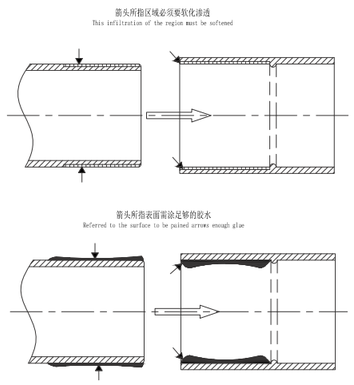

二、使用足够的胶水，胶水可以填补管道和管件之间的空隙。
Use sufficient glue so that the gaps between the pipes and joints are properly filled.

三、当表面胶水还保持湿润时及时粘接管材和管件。
Bond the pipes and joints when the glue is wet.

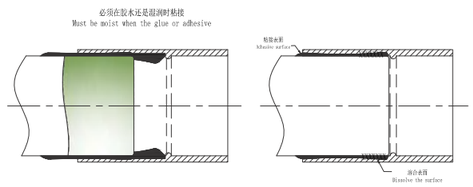

四、一定将管道推到底，因底部将承受 70% 左右的强度。
Since the ends sustain around 70% of the strength, the pipes must be pushed to the end.

BONDING TECHNOLOGY OF PIPELINES
管道粘接技术

一、管材端口应切割平整与管的轴线垂直，可用定管箱和手锯或切管器。

二、清除管内外碎粒子和倒角。（10-15 度）

三、擦去管内外灰尘油迹和水分（水分、灰尘和有机会影响粘结强度的东西）

四、用测量工具量取管件承插深度，将量取尺寸标记在管材插口处。

五、开始粘结

1、首先用力将预粘胶涂于管件承插内壁，此操作严禁预粘胶流入管件内部

2、然后用力将预粘胶涂于管材插口标记范围

3、在管材插口处涂抹均匀的胶水，胶水涂抹长度为标记范围

4、紧接着用涂抹过管材的刷子在管件的承插内壁涂抹胶水

5、当胶水还是湿润时，马上将管材插入管件，并用足够的力度将管材推到管件的承底

6、按紧接好管道接口，静止受力直到管件不会被推出为止

7、当接合管道工作完成后，接口处应该有一圈胶水

8、用布擦掉接口处多余的胶水

1.The ends of pipes must be cut neatly and must perpendicular to thecentral axis of the pipe.
2.Remove he flash in the out of the pipe and chamfer(10 to 15 degrees)
3.Wipe off he dirt, oil stans and moisture in and out of the pipes(since they adversely affect bonding strength)
4.Use measuring instruments to measure the depth of the reception of the joints and mark the measured data on the inserting part of the joints.
5.Start the bonding

1.Firstly, apply the preliminary glue on the joint. It is prohibited to allow the glue to floe into the joints.
2.Then apply the preliminary glue on the scope marked on the pipe.
3.Homogeneously apply glue on the inserting part of the pipe, the applied lenget being the marking scope.
4.Lmmediately afterwards, used the same brush to apply glue onto the receiver of joint.
5.When the glue is wet, immediately insert the joint and use enough force to push it to the end and twist it an twist it an angle of 15 to 45 degress.
6.Push the glued connection of the joints, make sure the joints will not be pushed out under static force.
7.Upon the piece of cloth to wipe off the redundant glue at the connecting part.
8.Use a piece of cloth to wipe off the redundant glue at the connectingpaat.

五项基本操作方法 FIVE BASIC OPERATING METHODS

1、粘接的表面必须软化和渗透

2、必须使用足量的胶水填充于管道和管件之间的空隙

3、当表面胶水还保持湿润时必须马上粘接管道和管件

4、一定将管材推到底，管件承底

5、加压前需要足够的固化时间

1.The surface for bonding must be properly softened and soaked
2.Sufficient glue is needed to fill the gaps between the pipes and joints
3.The pipes and joints must be bonded when the glue is wet
4.The pipes and pipe pieces must be pushed to the end
5.Sufficiet complete solidification time is required for dtying before pressure is applied.

WELD·ON®PVC、CPVC、ABS 溶剂胶粘剂平均最初凝固时间表
SOLVENT ADHESIVE AVERAGE INITIAL SOLIDIFICATION SCHEDULE

温度范围口径 Temperature range	1/2-1 1/4''	1 1/2-2''	2 1/2-8''	10-15''	15''+
16 至 38°C	2 分钟 min	5 分钟 min	30 分钟 min	2 小时 hour	4 小时 hour
5 至 16°C	5 分钟 min	10 分钟 min	2 小时 hour	8 小时 hour	16 小时 hour
-18 至 5°C	10 分钟 min	15 分钟 min	12 小时 hour	24 小时 hour	48 小时 hour

注：最初凝固时间是指管道粘接后可以小心移动所必需的时间，在潮湿或湿润天气下应该增加 50% 的最初凝固时间。

Note: The initial setting time refers to the time necessary for the pipe to be carefully moved after bonding, and should increase the initial setting time by 50% in wet or humid weather.

WELD·ON®PVC、CPVC、ABS 溶剂胶粘剂平均干化时间表 SOLVENT ADHESIVE AVERAGE DRYING SCHEDULE

相对湿度≤ 60%\ 口径 Relative humidity	1/2-1 1/4''		1 1/2-2''		2 1/2-8''		10-15''	15''+
安装和干化时的温度范围 Temperature range for installation and drying	≤ 1.1MPa	1.1-2.5MPa	≤ 1.1MPa	1.1-2.5MPa	≤ 1.1MPa	1.1-2.5MPa	≤ 1.1MPa	≤ 1.1MPa
16 至 38°C	15 分钟 min	6 小时 hour	35 分钟 min	12 小时 hour	1.5 小时 hour	24 小时 hour	24 小时 hour	48 小时 hour
5 至 16°C	20 分钟 min	12 小时 hour	45 分钟 min	24 小时 hour	4 小时 hour	48 小时 hour	48 小时 hour	96 小时 hour
-18 至 5°C	30 分钟 min	48 小时 hour	1 小时 hour	96 小时 hour	72 小时 hour	8 天 day	8 天 day	8 天 day

注：干化时间是指管道粘接后可以施加压力所必需的时间，在潮湿或湿润天气下应该增加 50% 的干化时间。

Note: Drying time refers to the time required to apply pressure after pipe bonding, and should increase the drying time by 50% in wet or humid weather.

IQT ≈ IL WELD·ON®PVC、CPVC、ABS 溶剂胶粘剂可粘接的接口数量
NUMBER OF INTERFACES THAT SOLVENT ADHESIVES CAN BOND

管道直径 Pipe diameter	1/2'' 20mm	3/4'' 25mm	1'' 32mm	1 1/2'' 50mm	2'' 63mm	3'' 90mm	4'' 110mm	6'' 160mm	8'' 200mm	10'' 250mm	12'' 315mm	15'' 380mm	18'' 450mm
接口数量 Number of interfaces	300	200	125	90	60	40	30	10	5	2~3	1~2	3/4	1/2

注：1、预粘胶的接口数量为胶粘剂的两倍。以上为试验数据、仅供参考。

2、在可控的温度、压力化学浓度下的 PVC 和 CPVC 管道，建议使用预粘胶 P-68 或 P-70、CPVC 胶粘剂 724、PVC 胶粘剂 711 。

Note: 1. The number of interfaces of the pre-adhesive is twice that of the adhesive. The above is the test data and is for reference only.

2. Pre-adhesive P-68 or P-70,adhesive 724 and adhesive 711 are recommended for PVC and CPVC pipes under controlled temperature and pressure chemical concentrations.

BONDING UNDER LOW TEMPERATURE
低温气候下的连接

1、尽量避免在早上和傍晚进行粘接
2、储藏胶水于温暖或常温处增加胶水的流动性能
3、将要粘接的管材和管件水分擦干
4、若可能，管材和管件在阳光下放置数小时
5、由于寒冷温度，干化时间需要比常温下长，完全干化后放置一段时间在系统试压为佳
6、在寒冷天气下管线应分段连接，然后在段与段之间连接，尽量避免对新接头的移动
7、安装前请仔细阅读管道粘接技术严格按照操作步骤去做

1.Bonding shouldn't be done in the morning orevening
2.Store the glue at a warm or normal temperature place to increase its flowability
3.Wipe off the moisture on the pipes or joints to be bonded
4.If possible, expose the pipes or joints in the sunlight for several hours
5.Due to the cold temberature, the drying time is longer than it is under normal temperature. After complete solisification , place it idle for a certain period before applying the pressure
6.Under cold weather ,the pipelines should be bonded section by section to avoid the movement of joints as much as possile
7.Before the installation, read the pipeBonding Technique carefully and conduct the installation as per the operatin procedure

BONDING UNDER HIGH TEMPERATURE
高温气候下的连接

1、胶水和预粘胶需储藏在室内通风阴凉处
2、若可能，管材和管件也应储藏在室内和阴凉处
3、尽量在早晨时间安装粘接管道
4、用湿布擦抹管道粘接处，水分的挥发可降低几度温度，但粘接前应保证连接面完全干燥
5、当粘接管道时确定胶水表面仍然湿润，如果粘接大口径管道时，一定要多人合作安装
6、使用粘度较高的胶水来粘接，因为粘稠度高的胶水干化时间较慢而同时给予较长时间的粘接时间
7、胶水涂抹后应及时将盖子盖于胶瓶上

1.The glue and preliminary glue shall be stored in a cool room with good ventilation
2.If possible, the pipes and joints shall be also stored in a cool room with good ventilation
3.Try to conduct the bonding of pipe shall be done in the morning
4.Use a wet cloth to wipe the area on the pipes to be bonded. The vaporization of water can reduce the temperature by some degrees how even, before the bonding, make sure the connecting suefaces are completely day
5.When the bonding is done, make suef the glue is wet. If a pipe with large diameter is to be bnded, the work must be done under cooperation of many people
6.Use glue with high viscosity for the bonding, because high viscosity glue dries up slowly and promises longer bonding time
7.After the application of glue, the lid must be put on the container

PRECAUTIONS
注意事项

1、切记当粘接 ABS 管道时严禁使用预粘胶
2、施工现场严禁烟火
3、露天现场雨天、雪天不能施工
4、现场温度低于 -20°C不能施工
5、尽量在空气较流通的区域里作业
6、尽量避免接触到皮肤、眼睛
7、放到儿童不能接触的地方

1.Always bear in mind that preliminary glue is prohibited for bonding of ABS pipes
2.Fire is prohibite at the bonding site
3.Bonding must not be done under rainy or snowy weather
4.Bonding must not be done when the temperature at site is lower than -20° C
5.Try to conduct the bonding in an area with good ventilation
6.Try to avoid contact with skin or eyes
7.Into contact with the local children

施工流程图　CONSTRUCTION FLOW CHART


1、垂直切割管道


2、管道倒角 10-15°，清理边角碎屑


3、清洁粘接表面


4、干插测试、划涂胶线

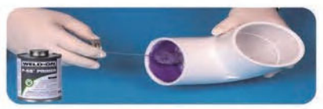
5、预粘胶先涂抹管件


6、预粘胶涂抹管道


7、再次涂抹管件


8、胶粘剂涂抹管道


9、胶粘剂涂抹管件


10、胶粘剂再次涂抹管道


11、边推边边旋转 1/4 圈至底部，按住 30 秒防止反弹


12、多余胶粘剂

注：所有尺寸的 PVC、CPVC 管路系统粘接，都必须配套使用预粘胶 P-68 或 P70。

■ 夏季施工注意事项 Summer construction considerations

1. 使用之前，将胶粘剂和预粘胶储藏在室内或阴凉处；
2. 如果条件允许，将管材和管件也储藏在室内或阴凉处；
3. 用湿布抹擦于管件粘接处使其降温，但须待完全干燥后才能涂抹胶粘剂；
4. 尽量在早晨或傍晚温度较低的时间安装；
5. 当胶粘剂仍然湿润时进行粘接，如果粘接大径管道，须多人合作完成；
6. 选用粘度较高的胶粘剂，因粘度高的胶粘剂干化时间慢，可给予较长的工作时间；
7. 盖子须盖紧。溶剂挥发后会使胶粘剂变稠，效力降低。不可添加稀释剂改变粘度，否则将可能引起性能的重大变化。

■ 冬季施工注意事项 Winter construction considerations

1. 管道和管件尽量储存在较温暖的地方；
2. 盖紧胶粘剂并将其储存在 5- 33°C的场所，用前确认胶水能自由流动；当胶水因天气变得非常粘稠，可将其移到常温处放置一段时间，等恢复到正常粘稠度再使用；
3. 在低温下，管面的硬度会增强，胶粘剂的软化和渗透比在常温下速度要慢，因此需要用预粘胶先软化管面，粘接后也需要更多的时间来固化和干化；
4. 选择使用在低温条件下性能更加优异的预粘胶 P-70。5. 如气温太低，可将预粘胶和胶粘剂移至室内缓慢升温，切不可用明火加热等方式快速升温。

英寸和毫米转换表

英寸	1/2	3/4	1	1 1/4	1 1/2	2	2 1/2	3	4	6	8	10	12	14	24	30
毫米	20	25	32	40	50	63	75	90	110	160	200	250	315	355	600	800

WELD·ON® 保质期和包装规格

预粘胶	3 年	QT，PT
PVC 胶粘剂	3 年	Gal,QT,PT,HP,QP
民用 PVC 胶粘剂	2 年	1000g,500g,290g,150g
CPVC 胶粘剂	2 年	Gal,QT,PT,HP,QP
ABS 胶粘剂	3 年	QT,PT

焊条　WELDING ROD

规格 DN Specifications	外形尺寸（mm） External dimensions			每根长度（mm） Each length
	d	L	H	
1.5	1.5	1	1.2	1000
2	2	1.5	1.7	1000
2.5	2.5	2.5	2.2	1000

塑料螺丝　PLASTIC SCREW

备有耐腐蚀全塑螺丝、螺帽 Has anti-corrosive all models the screw,the cap nut	规格 Speclflcation:Φ8-Φ30mm
规格尺寸：参照 GB5789-86 Specification size:Refers to GB5789-89	材质 Mater quality: CPVC,UPCV,FRPP,PVDF,PPH

法兰垫片　FLANGE GASKET

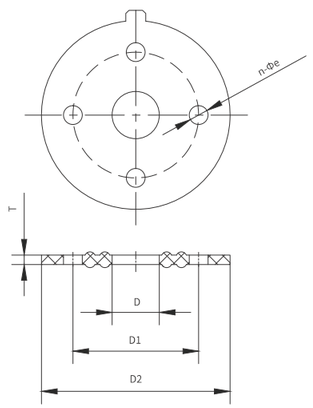

公称直径 DN（mm） Nominal diameter	D	D1	D2	T	n-Φ
15	18	65	95	3	4-Φ14
20	27	75	105	3	4-Φ14
25	34	85	115	3	4-Φ14
32	37	100	135	3	4-Φ18
40	41	110	145	3	4-Φ18
50	61	125	160	3	4-Φ18
65	69	145	180	3	4-Φ18
80	89	160	195	3	8-Φ18
100	101	180	215	3	8-Φ18
125	125	210	245	3	8-Φ18
150	151	240	280	3	8-Φ23
200	203	295	335	3	8-Φ23
250	254	350	390	3	12-Φ23
300	324	400	440	4	12-Φ22
350	354	460	500	3	16-Φ25
400	404	515	565	3	16-Φ27
500	530	620	670	4	20-Φ26
600	650	725	780	5	20-Φ30

CORROSION RESISTANT PUMP SERIES
耐腐蚀泵系列

PVDF&FRPP PUMPS SPECIFICATION
PVDF(聚偏二氟乙烯)、FRPP（增强聚丙烯）耐腐蚀泵系列产品技术说明

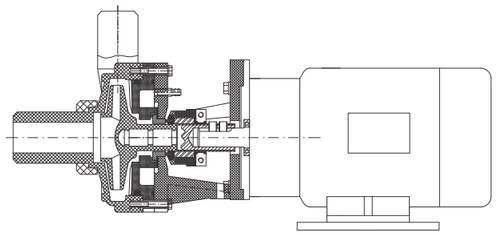

我厂专业生产 PVDF、FRPP 两种材质四个系列（FV、FP、FVZ、FPZ）的全塑耐腐蚀离心泵、自吸泵，其中 PVDF 泵适用于强酸、强氧化剂、卤素、芳烃、脂肪、氯化溶剂等化学介质，实用温度为 -40°C—+140°C；FRPP 泵适用于强碱及一般酸碱盐类及其衍生物，实用温度为 -40°C—+90°C . 泵的传动一般供二级 Y 型节能电机，如需安装防爆电机，由用户提出；对流量、扬程、转速、功率如有特殊要求，我厂可以提供技术服务，满足用户要求。

Our factory specializes in the production of four series (FV, FP, FVZ, FPZ) of the four series (FV, FP, FVZ, FPZ) of PVDF and FRPP centrifugal pump and the self-priming pump.The PVDF pump is suitable for strong acid, strong oxidizer, halogen, aromatic hydrocarbons, chemical media such as fat, chlorinated solvents, practical temperature to-40 ° C to + 140 ° C . The FRPP pump is suitable for strong alkali, acid & alkali salts and its derivatives commonly.For secondary pump drive general Y type energy-saving motor, and it’ s operating temperature is -40 ° C —+90 ° C .The explosion proof motor only supplied with according requisition. With special requirements for flow, lift, rotating speed and power, our factory can provide technical service to meet customer's requirement.

PUMP TYPE
泵的型号说明

50 F V/P Z 22

- 22：扬程为 22m / Lift is 22m
- Z：自吸泵代号（离心泵无）/ Self-suction pump(centrifugal pump non)
- V/P：材料代号 V 为 PVDF，P 为 FRPP / Msterials V is PVDF,P is FRPP
- F：单级单吸悬臂式耐腐蚀泵代号 / Single stage;single suction suspender corrosion resistant pump
- 50：进口直径为 50mm / Inlet diameter 50mm

CENTRIFUGAL PUMP/SELF-PRIMING PUMP FLOW GRAPH
离心 / 自吸泵谱图

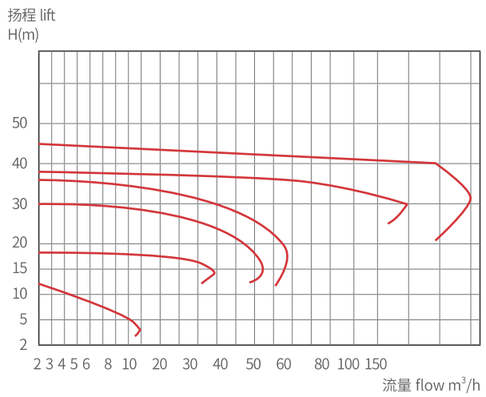

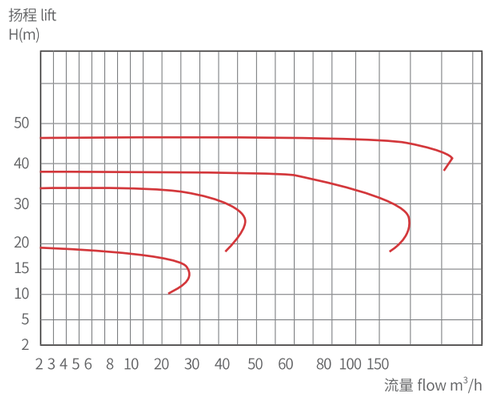

INSTALLATION MAINTENANCE
安装注意事项

1. 泵经长途运输到达生产场地，安装前应开箱检验，泵机零部件是否完好无损，紧固件如有松动，应重新紧固，检查泵轴与电机轴的同心度，如有松动应予校正。

2. 泵体全部为 PVDF、FRPP 树脂注塑成形，输出管路上应有支撑架或吊架，不能全靠法兰承受压力，以防变形损坏；进口管路要尽量减少管路水损失，90°弯头不应超过两个。FP、FV 型离心泵应在吸入管前端装上底阀，以保证泵在启动前泵体内充满液体；吸入管口或底阀进口应装滤网，或在进口处装一个过滤器，以防止杂物吸入泵体，保证泵能正常运转。

3. 泵体连接点螺栓要均匀拧紧，进出管口连接严密，不能漏气，否则会影响抽真空，吸不出液体，或在造成流量、扬程不足等弊端。

1.After long-distance transportation,the pump should be checked before installation , whether the parts of pump machine are intact, the fasteners are loose, and should be re-tightened to check the concentricity of the shaft of the pump shaft and motor shaft. If there is any loose, it should be corrected.The pump should be check before installation especially for the spare parts; shaft connection and locks should be a djusted on the right position tightly.

2.The pump body is all PVDF and FRPP resin injection molding,so the inlet and outlet pipe lines should have support or suspension structure, should not be supported only by the joint flanges. The inlet pipeline should not have more than 2pcs 90° elbow. The FP, FV type centrifugal pump shall be installed at the front end of the suction tube to ensure that the pump is filled with liquid before starting the pump.The suction nozzle or the bottom valve shall be installed with a strainer, or a strainer shall be installed at the inlet to prevent the sundries from being sucked into the pump and ensure that the pump can function properly.

3.All connection should be tight and without leakage of air, otherwise the pump will not working properly and give the designed flow and lift.

CENTRIFUGAL PUMP
直联式离心泵

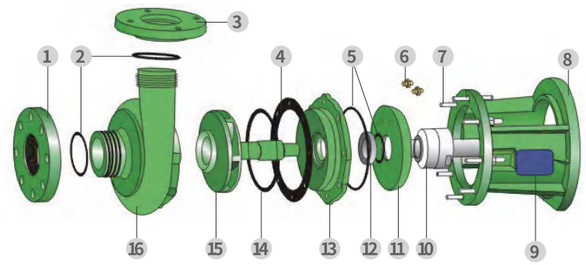

直联式离心泵装配明细图
Direct Connection Type Centrifugal Pump Assembly Detail Drawing

零件材质表 PART MATERIAL TABLE

件号 No.	名称 Name	材质 Material
1	进口法兰 Inlet flange	FRPP,PVDF
2	密封圈 Ring	EPDM,FPM
3	出口法兰 Pump body	FRPP,PVDF
4	密封胶片 Seal film	EPDM,FPM
5	密封圈 Ring	EPDM,FPM
6	冷却水嘴 Cooling water cover	钢 Steel
7	双头螺柱 Double headed stud	钢、不锈钢 Steel,Stainless steel
8	支架 Suppot	FRPP
9	铭牌 Date plate	铝 Aluminium
10	机械密封动环 The mechanical seal moves	碳化硅 Sic
11	冷却盖 Cools the lid	FRPP,PVDF
12	机械密封静环 Mechanical seal static link	碳化硅 Sic
13	泵盖 Cover	FRPP,PVDF
14	密封圈 Ring	EPDM,FPM
15	叶轮 Impeller shaft	FRPP/ 钢 Steel PVDF 钢 Steel
16	离心泵泵体 Centrifugal pump pump body	FRPP,PVDF

CENTRIFUGAL PUMP
F^{P}_{V}系列耐腐蚀离心泵直联式

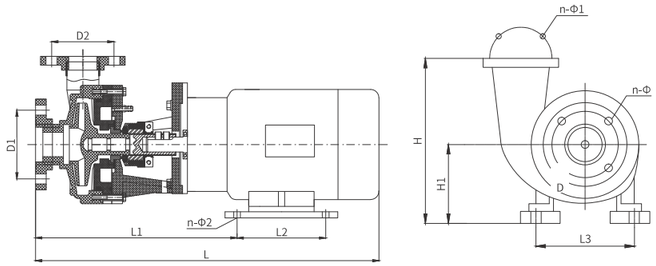

安装尺寸 DIMENSION LIST　　单位 UNIT：mm

尺寸 Dimension / 型号 Type	安装尺寸 Installed Size							进口法兰 Import flange		出口法兰 Export flange	
	L	L1	L2	L3	H	H1	n-Φ2	D1	n-Φ	D2	n-Φ1
25F^{P}_{V}(D)-8	400	190	145	110	210	100	4-12	25	缩节	25	缩节
32F^{P}_{V}(D)-11	400	190	145	110	210	100	4-12	32	缩节	25	缩节
40F (D)$^{P}_{V}$18	500	260	145	140	270	130	4-12	110	4-18	100	4-18
50F (D)$^{P}_{V}$20	515	255	145	140	280	120	4-12	125	4-18	110	4-18
65F (D)$^{P}_{V}$25	650	390	140	190	300	120	4-12	145	4-18	125	4-18
80F (D)$^{P}_{V}$30	725	415	140	216	300	130	4-14	160	8-18	145	4-18
80F (D)$^{P}_{V}$32	725	415	140	216	300	130	4-14	160	8-18	145	4-18
100F (D)$^{P}_{V}$20	860	510	215	250	370	170	4-14	180	8-18	160	8-18
100F (D)$^{P}_{V}$32	860	510	215	250	370	170	4-14	180	8-18	160	8-18

CENTRIFUGAL PUMP
轴联式离心泵（FRPP PVDF）

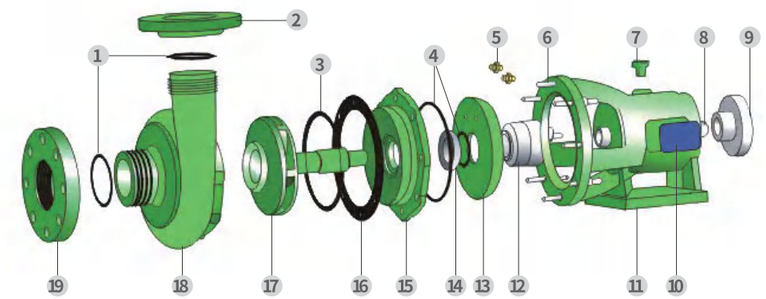

轴联式离心泵装配明细图
Shaft Connection Type Centrifugal Pump Assembly Detail Drawing

零件材质表 PART MATERIAL TABLE

件号 No.	名称 Name	材质 Material
1	密封圈 Ring	EPDM,FPM
2	出口法兰 Pump body	FRPP,PVDF
3	密封圈 Ring	EPDM,FPM
4	密封圈 Ring	EPDM,FPM
5	冷却水嘴 Cooling water cover	钢 Steel
6	双头螺柱 Double headed stud	钢、不锈钢 Steel,Stainless steel
7	油孔塞 Oil-hole plug	FRPP
8	连接轴 Carrying axle	钢 Steel
9	连轴器 Coupling	铸铁 Cast iron
10	铭牌 Date plate	铝 Aluminium
11	支架 Suppot	FRPP/ 铸铁 PVDF/ 铸铁
12	机械密封动环 The mechanical seal moves	碳化硅 Sic
13	冷却盖 Coola the lid	FRPP
14	机械密封静环 Mechanical seal static link	碳化硅 Sic
15	泵盖 Cover	FRPP,PVDF
16	密封胶片 Seal film	EPDM,FPM
17	叶轮 Impeller	FRPP/ 钢 Steel PVDF 钢 Steel
18	泵体 Pump body	FRPP,PVDF
19	进口法兰 Pump body	FRPP,PVDF

CENTRIFUGAL PUMP
F^{P}_{V} 系列耐腐蚀离心泵轴联式

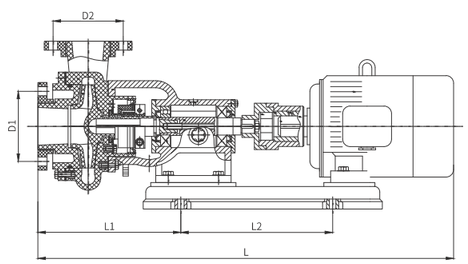

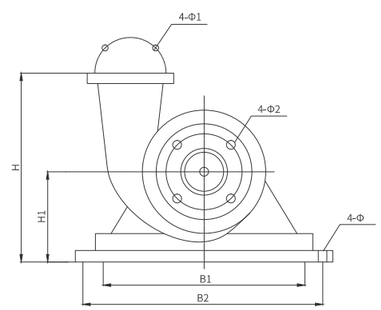

安装尺寸 DIMENSION LIST　　单位 UNIT：mm

尺寸 Dimension / 型号 Type	安装尺寸 Installed size								进口法兰 Inlet flange		出口法兰 Pump body	
	L	L1	L2	B1	B2	H	H1	4-Φ	D1	n-Φ2	D2	n-Φ1
40F $^{P}_{V}$(D)-25	830	185	415	245	340	310	170	4-16	110	4-18	100	4-18
50F $^{P}_{V}$(D)-28	840	300	430	250	340	322	170	4-16	125	4-18	110	4-18
65F $^{P}_{V}$(D)-26	850	295	430	250	340	345	182	4-16	145	4-18	125	4-18
80F $^{P}_{V}$(D)-30	960	330	430	250	340	380	185	4-16	160	8-18	145	4-18
80F $^{P}_{V}$(D)-32	960	330	430	250	340	380	185	4-16	160	8-18	145	4-18
100F $^{P}_{V}$(D)-20	1140	275	635	285	405	450	250	4-18	180	8-18	160	8-18
100F $^{P}_{V}$(D)-32	1200	275	635	285	405	450	250	4-18	180	8-18	160	8-18

SELF-PRIMING PUMP
直联式自吸泵（FRPP PVDF）

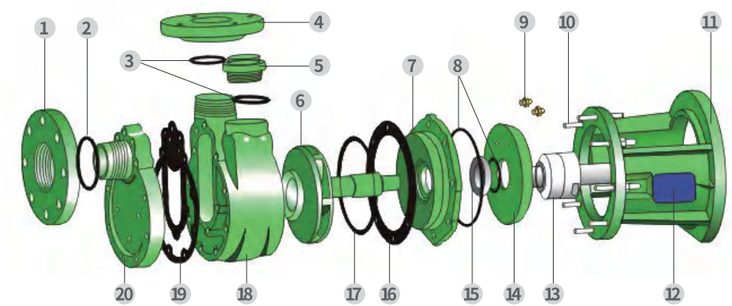

直联式自吸泵装配明细图
Direct Connection Type Self-priming Pump Assembly Detail Drawing

零件材质表 PART MATERIAL TABLE

件号 No.	名称 Name	材质 Material
1	进口法兰 Inlet flange	FRPP,PVDF
2	密封圈 Ring	EPDM,FPM
3	密封圈 Ring	EPDM,FPM
4	出口法兰 Pump body	FRPP,PVDF
5	注液盖 Fluid injectin lid	FRPP,PVDF
6	叶轮 Impeller shaft	FRPP/ 钢 Steel PVDF 钢 Steel
7	后泵盖 Back cover	FRPP,PVDF
8	密封圈 Ring	EPDM,FPM
9	冷却水嘴 Cooling water cover	钢 Steel
10	双头螺柱 Double headed stud	钢、不锈钢 Steel,Stainless steel
11	支架 Suppot	铝 Aluminium
12	铭牌 Date plate	FRPP,PVDF
13	机械密封动环 The mechanical seal moves	碳化硅 Sic
14	冷却盖 Cools the lid	FRPP
15	机械密封静环 Mechanical seal static link	碳化硅 Sic
16	密封胶片 Seal film	EPDM,FPM
17	密封圈 Ring	EPDM,FPM
18	自吸泵泵体 Self-priming pump pump body	FRPP,PVDF
19	拍门 Door	EPDM,FPM
20	前泵盖 Front cover	FRPP,PVDF

SELF-PRIMING PUMP
F^{P}_{V} 系列耐腐蚀自吸泵直联式

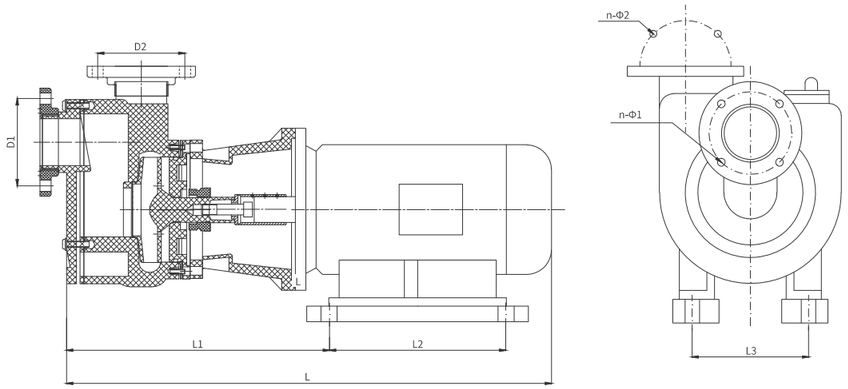

安装尺寸 DIMENSION LIST

单位 UNIT：mm

尺寸 Dimension / 型号 Type	安装尺寸 installed size				进口法兰 Inlet flange		出口法兰 Pump body	
	L	L1	L2	L3	D1(Φ)	n-Φ1	D2	n-Φ2
25^{P}_{V}FZ(D)-8	500	300	145	110	25	缩节	Φ25	缩节
32^{P}_{V}FZ(D)-11	500	300	145	110	32	缩节	Φ25	缩节
40^{P}_{V}FZ(D)-18	560	320	145	140	110	4-Φ18	100	4-Φ18
50^{P}_{V}FZ(D)-22	590	320	145	140	125	4-Φ18	110	4-Φ18
80^{P}_{V}FZ(D)-30	750	415	140	325	160	8-Φ18	145	4-Φ18
80^{P}_{V}FZ(D)-32	750	415	140	325	160	8-Φ18	145	4-Φ18

SELF-PRIMING PUMP
轴联式自吸泵（FRPP PVDF）

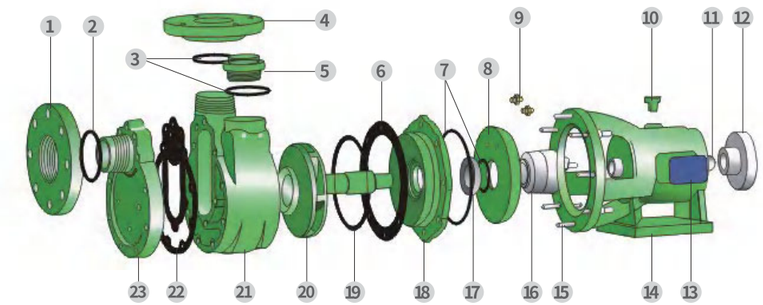

联轴式自吸泵装配明细图
Shaft Connection Type Self-priming Pump Assembly Detail Drawing

零件材质表 PART MATERIAL TABLE

件号 No.	名称 Name	材质 Material
1	进口法兰 Inlet flange	FRPP,PVDF
2	密封圈 Ring	EPDM,FPM
3	密封圈 Ring	EPDM,FPM
4	出口法兰 Pump body	FRPP,PVDF
5	注液盖 Fluid injectin lid	FRPP,PVDF
6	密封胶片 Seal film	EPDM,FPM
7	密封圈 Ring	EPDM,FPM
8	冷却盖 Cools the lid	FRPP,PVDF
9	冷却水嘴 Cooling water cover	钢 Steel
10	油孔塞 Oil-hole plug	FRPP
11	连接轴 Carrying axle	钢 Steel
12	连轴器 Coupling	铸铁 Cast iron
13	铭牌 Date plate	铝 Aluminium
14	支架 Suppot	FRPP/ 铸铁 PVDF/ 铸铁
15	双头螺柱 Double headed stud	钢、不锈钢 Steel,Stainless steel
16	机械密封动环 The mechanical seal moves	碳化硅 Sic
17	机械密封静环 Mechanical seal static link	碳化硅 Sic
18	后泵盖 Back cover	FRPP,PVDF
19	密封圈 Ring	EPDM,FPM
20	叶轮 Impeller shaft	FRPP/ 钢 Steel PVDF 钢 Steel
21	自吸泵泵体 Self-priming pump pump body	FRPP,PVDF
22	拍门 Door	EPDM,FPM
23	前泵盖 Front cover	FRPP,PVDF

SELF-PRIMING PUMP
F_V^P 系列耐腐蚀自吸泵轴联式

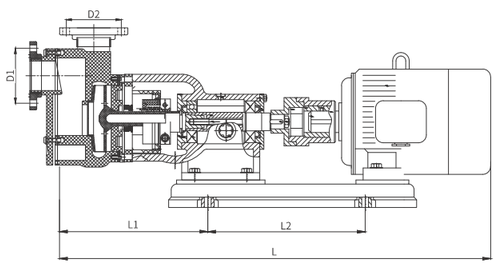

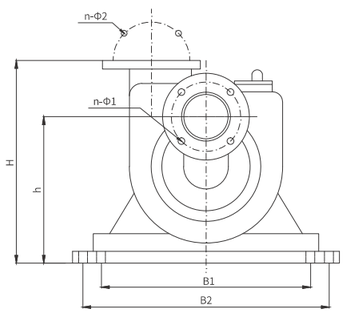

安装尺寸 DIMENSION LIST　　单位 UNIT：mm

尺寸 Dimension / 型号 Type	安装尺寸 installed size							进口法兰 Inlet flange		出口法兰 Pump body	
	L	L1	L2	H	h	B1	B2	D1	n-Φ1	D2	n-Φ2
$40F_V^P$Z-25	800	280	400	360	260	240	335	110	4-Φ18	100	4-Φ18
$50F_V^P$Z-28	900	280	400	360	260	240	335	125	4-Φ18	110	4-Φ18
$80F_V^P$Z-30	1000	575	435	400	300	250	340	160	8-Φ18	145	4-Φ18
$80F_V^P$Z-32	1000	575	435	400	300	250	250340	160	8-Φ18	145	4-Φ18

产品技术性能 SPECTIFICATION

型号	1.00 介质比重（P)1.00	流量 (m^3/h)	扬程（m）	吸程（m）	进出口径（mm）	电机功率 (kw)	整机质量 (kg)	连接形式
$25F_V^P$(D)-8A	1.00	3	8		32X25(束接)	0.55	15	直联式
$32F_V^P$(D)-11A	1.00	4	11		32X25(束接)	0.75	15	
$32F_V^P$(D)-11B	1.35	4	8		32X25(束接)	1.1	15	
$40F_V^P$(D)-18A	1.88	7.5	18		40X32(束接)	3	30	
$40F_V^P$(D)-18B	1.00	11	18		40X32(束接)	1.5	30	
$40F_V^P$(D)-18C	1.35	11	18		40X32(束接)	2.2	30	
$50F_V^P$(D)-20A	1.00	18	20		50X40	2.2	37	
$50F_V^P$(D)-20B	1.35	20	20		50X40	3	37	
$65F_V^P$(D)-25A	1.00	50	25		65X50	4	75	
$80F_V^P$(D)-30A	1.00	50	30		80X65	5.5	95	
$80F_V^P$(D)-32B	1.00	50	32		80X65	7.5	95	
$100F_V^P$(D)-20A	1.00	100	20		100X80	11	125	
$100F_V^P$(D)-32B	1.00	100	40		100X80	15	125	
$40F_V^P$-25A	1.00	11	25		40X32	3	48	轴联式
$50F_V^P$-28A	1.00	18	28		50X40	4	75	
$65F_V^P$-26A	1.00	20	26		65X50	4	95	
$80F_V^P$-30A	1.00	50	30		80X65	5.5	100	
$80F_V^P$-32B	1.00	50	32		80X65	7.5	100	
$100F_V^P$-20A	1.00	100	20		100X80	11	192	
$100F_V^P$-32B	1.00	100	40		100X80	15	192	
$25F_V^P$FZ(D)-8A	1.00	3	8	4	25X20（束接）	0.75	17	直联式
$32F_V^P$FZ(D)-11A	1.00	4	11	4	32X25(束接)	1.1	18	
$40F_V^P$FZ(D)-18A	1.00	11	18	4	40X32	1.5	60	
$40F_V^P$FZ(D)-18B	1.35	11	18	4	40X32	2.2	60	
$40F_V^P$FZ(D)-18C	1.88	11	15	3.7	40X32	3	60	
$50F_V^P$FZ(D)-20A	1.00	18	20	4	50X40	2.2	68	
$50F_V^P$FZ(D)-20B	1.35	18	20	4	50X40	5.5	68	
$50F_V^P$FZ(D)-20C	1.88	18	20	3.7	50X40	7.5	68	
$80F_V^P$FZ(D)-30A	1.00	50	30	4	80X65	5.5	90	
$80F_V^P$FZ(D)-32A	1.00	50	32	4	80X65	7.5	90	
$40F_V^P$FZ-18A	1.00	10	18	4	40X32	1.5	70	轴联式
$50F_V^P$FZ-28A	1.00	18	28	4	50X40	2.2	78	
$50F_V^P$FZ-28B	1.35	18	28	4	50X40	4	78	
$80F_V^P$FZ-30A	1.00	50	30	4	80X65	5.5	125	
$80F_V^P$FZ-32B	1.00	50	32	4	80X65	7.5	125	

PUMP TYPE
型号说明

FRPP - 54 - 180 型 Type

- 180 型 Type：最大抽气值（m^3/h） The maximum suction volume
- 54：进气口内径（mm） Inlet inner diameter
- FRPP：材料代号：（增强聚丙烯） Msterial number（FRPP）

零件材质表 PART MATERIAL TABLE

件号 No.	名称 Name	材质 Material
1	进口法兰 Inlet flange	FRPP,PVDF
2	密封圈 Ring	EPDM,FPM
3	密封圈 Ring	EPDM,FPM
4	出口法兰 Pump body	FRPP,PVDF
5	注液盖 Fluid injection lid	FRPP,PVDF
6	密封胶片 Seal film	EPDM,FPM
7	密封圈 Ring	EPDM,FPM
8	冷却盖 Cools the lid	FRPP,PVDF
9	冷却水嘴 Cooling water cover	钢 Steel

INTERNET BOUND AND CHARACTERISTIC
应用范围及特点

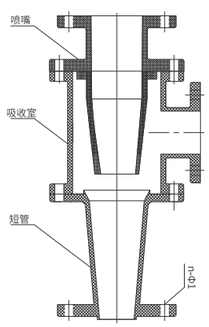

凯鑫牌系列水喷射真空泵是采用增强聚丙烯塑料一次注塑成型，具有机械强度高、耐腐蚀性能强、表面光洁、结构简单、体积小的优点，在目前同类型产品中，有真空度高的特点，是取代 SZ 型水环式泵和 W 型往复式真空泵的理想产品。

该泵可抽腐蚀性气体温度在 150°C内，可与蒸汽喷射泵串联使用，真空度更高，广泛应用于化工、制药、纺织、食品、酿造、冶金、环保等行业，主要应用真空吸收、真空过滤、真空浓缩、真空干燥、真空传输、真空除氧、真空增氧等工艺。本厂可提供立卧式成套机组。用户还可选用本厂生产的耐腐蚀泵、止回阀、管道等系列配套产品。

KAIXIN brand Water jet vacuum pump is molded with FRPP plastic in one time injection which has many advantage,such as high mechanical strength, strong corrosion resistance, clean surface, simple structure and small volume etc.It is the ideal product to replace the SZ type water ring pump and W type reciprocating vacuum pump in the current homogenous products, with the longest service life, maximum discharge volume and high vacuum degree.

This pump can take out erosive gas within the temperature of 150°C , and can connect with steam spray pump, moreover, it has been widely utilized in chemical industry, pharmacy textile, foodstuff, brewage, metallurgy, environment protection, mainly apply in vacuum oxygen increasing etc. Our factory can supply horizontal and vertical whole set machine, the user also can select other serial of product such as corrosion resistance pump, check valve, pipe etc.

JET PUMP
水喷射真空泵（FRPP）

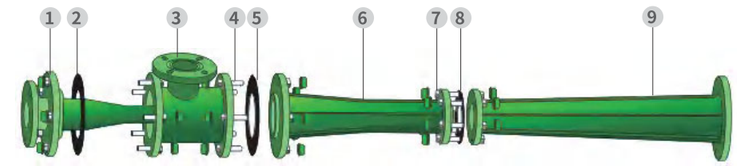

水喷射真空泵装配明细图
Aerated Water Series Connection Jet Pump Assembly Detail Drawing

零件材质表 PART MATERIAL TABLE

件号 No.	名称 Name	材质 Material
1	喷嘴 Spray mouth	FRPP,PVDF
2	橡胶垫片 Rubber pads	EPDM,FPM
3	吸收室 Absorb room	FRPP,PVDF
4	六角螺栓及螺母 Hexagonal bolts and nuts	钢 Steel
5	橡胶垫片 Rubber pads	EPDM,FPM
6	二级长喷嘴 2 long nozzle	FRPP,PVDF
7	六角螺栓及螺母 Hexagonal bolts and nuts	钢 Steel
8	橡胶垫片 Rubber pads	EPDM,FPM
9	扩散管 Expand pipe	FRPP,PVDF

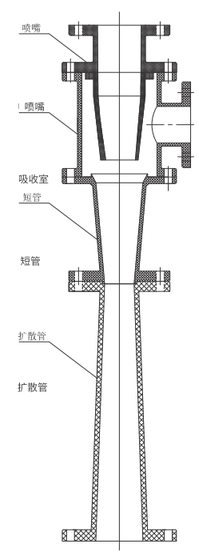

成套型号规格及技术参数 WHOLE SET TYPE TECHNICAL PARAMETERS AND SPECIFICATIONS

型号 Type	极限真空度 Mpa the limit vacuum degree	保证真空度 Mpa the pledge vacuum degree	最大抽气值 (m3/h) The maximum suction volume	配套离心泵功率 (kw) necessary centrifugal pump power	卧式机组外型尺寸长 X 宽 X 高 mm Horizontal set figuration size long*breadth*height	备注 remark
FRPP-25-20	0.0985	0.098	20	40FP(D)-20(1.5)	800x600x800	注：极限真空度是根据当地当时的大气压 X 本技术参数的保证真空度。Attention：Terminal vacuum is according to local atmosphere*technology parameter ensure vacuum degree.
FRPP-32-30	0.0985	0.098	30	50FP(D)-22(2.2)	800x700x800	
FRPP-40-60	0.098	0.097	60	40FP(D)-25(3)	1500x900x1150	
FRPP-54-90	0.098	0.097	90	50FP(D)-28(4)	1500x1000x1200	
FRPP-54-110	0.0985	0.0975	110	80FP(D)-30(5.5)	1500x1000x1200	
FRPP-54-180	0.0993	0.098	180	80FP(D)-30(5.5)	1800x1000x1250	
FRPP-54-220	0.0996	0.0984	220	100FP(D)-32(15)	1850x1000x1300	
FRPP-65-280	0.0993	0.098	280	80FP(D)-32(7.5)	1900x1000x1300	
FRPP-65-360	0.0995	0.098	360	100FP(D)-32(11)	2000x1200x1300	
FRPP-80-500	0.0995	0.098	500	100FP(D)-32(15)	2500x1200x1500	
蒸汽喷射泵 Steam spray pump	0.1	0.0996	同上 Idem	汽水串联于 180、280、360 配套，耗气量 40kg/h 工作气压 0.3Mpa Aerated water series connection equip with 180,280,360，working pressure is 0.3Mpa.		

FRPP

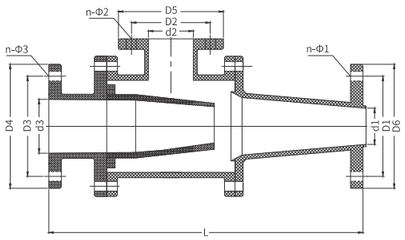



型号 Type	L	d1	D1	n-Φ1	D6	d2	D2	n-Φ2	D5	d3	D3	n-Φ3	D4	重量 kg weight
FRPP-54-90	370	51	105	Φ12x4	137	53	105	Φ12x4	135	53	105	Φ12x4	135	3
FRPP-54-110	370	51	105	Φ12x4	137	53	105	Φ12x4	135	53	105	Φ12x4	135	3.2
FRPP-54-180	1150	80	145	Φ12x4	175	53	105	Φ12x4	135	53	105	Φ12x4	135	5
FRPP-54-220	1150	80	145	Φ12x4	175	53	105	Φ12x4	135	53	105	Φ12x4	135	5.1
FRPP-65-280	1350	100	160	Φ14x8	196	65	125	Φ14x4	163	65	125	Φ14x4	163	7.2
FRPP-65-360	1350	100	160	Φ14x8	196	65	125	Φ14x4	163	65	125	Φ14x4	163	7.5
FRPP-80-500	1580	126	180	Φ18x8	222	77	145	Φ16x4	181	77	145	Φ16x4	181	18

FRPP TYPE SPB WATER JET VACUUM PUMP MEASURED PARAMETER PERFORMANCE CURVE
FRPP 系列水喷射真空泵 实测参数性能曲线

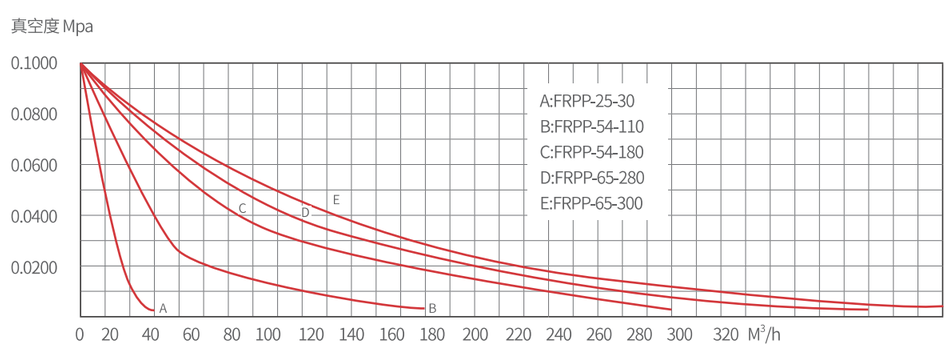

APPLICATION SCOPE AND FEATURES
应用范围及特点

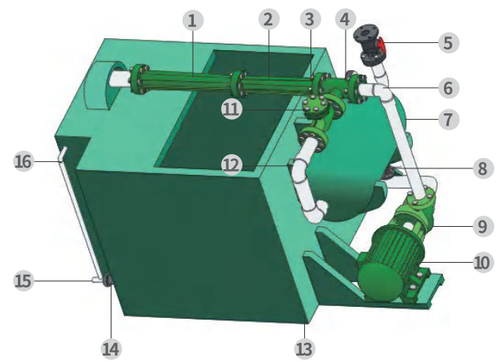

可移动节能环保型全塑卧式水喷射真空泵成套机组，其离心泵、喷射泵、喷射器、缓冲灌水箱、止回阀等均采用增强聚丙烯材料制成。机组具有重量轻、体积小、噪音低、耐腐无毒、真空度高、排气量大、结构合理、运行可靠、安装维修方便等优点。广泛应用于化工、医药、纺织、酿造、冶金、轻工、环保等行业中的真空吸收、真空过滤、真空结晶、真空浓缩、真空干燥、真空输送、真空脱臭、真空除氧、真空增氧各种工艺。本厂可提供李世成套机组。用户还可选用本厂生产的耐腐蚀、止回阀、球阀、管道系列配套产品。

Mobile energy efficient and environmentally friendly plastic horizontal water jet pump sets of generators, its centrifugal pumps, ejector, a buffer tank, Check etc. Using reinforced polypropylene material. Units with light weight, small size, low noise, corrosion resistant non-toxic, high vacuum, display cement, reasonable structure and reliable in operation. Installation and maintenance is easy. Widely used in the chemical industry, medicine, textile, food, brewing, metals, light industry, environmental protection and other industriesto absorb the vacuum, vacuum filtration, crystal Vacuum, vacuum concentration, vacuum drying, vacuum transport, vacuum deodorizer, direct air Deaerator, vacuum aerobic various crafts, the plant will provide complete sets of vertical unit. The user can choose the plant’ s production of corrosion-resistant pumps, check valves, check valves, ball valve, pipeline Series products.

零件材质表 PART MATERIAL TABLE

件号 No.	名称 Name	件号 No.	名称 Name
1	尾管 liner	9	离心泵 Centrifugal pump
2	短管 Short tube	10	电机 Motor
3	喷射泵体 Jet pump	11	止回阀 Check valve
4	真空表 Vacuum table	12	弯头管件 Elbow pipe fittings
5	球阀 Ball valve	13	水箱 Water tanks
6	弯头管件 Elbow pipe fittings	14	球阀 Ball valve
7	真空罐 Vacuum tank	15	三通管件 Tee-fitting
8	球阀 Ball valve	16	弯头管件 Elbow pipe fittings

PUMP TYPE
型号说明

FRPP - 80 - 500 型 Type

- 500 型 Type：最大抽气量（m^3/h）The maximum suction volume
- 80：进气口内径（mm）Inlet inner diameter
- FRPP：材料代号：（增强聚丙烯）Msterial number（FRPP）

成套型号规格及技术参数 WHOLE SET TYPE TECHNICAL PARAMETERS AND SPECIFICATIONS

型号 Type	极限真空度 Mpa the limit vacuum degree	保证真空度 Mpa the pledge vacuum degree	最大抽气值 (m3/h) The maximum suction volume	配套离心泵功率 (kw) necessary centrifugal pump power	配套升降式止回阀规格尺寸	卧式机组外型尺寸 长 X 宽 X 高 mm Horizontal set figuration size long*breadth*height	备注 remark
FRPP-25-20	0.0985	0.098	20	40FP-18(1.5)	DN40	800x600x800	注：极限真空度是根据当地当时的大气压 X 本技术参数的保证真空度。Attention：Terminal vacuum is according to local atmosphere*technology parameter ensure vacuum degree.
FRPP-54-90	0.098	0.097	90	65FP-28(4)	DN40	1500x1000x1200	
FRPP-54-110	0.0985	0.0975	110	80FP(D)-30(5.5)	DN40	1500x1000x1200	
FRPP-54-180	0.0993	0.098	180	30FP(D)-30(5.5)	DN50	1800x1000x1250	
FRPP-54-220	0.0996	0.0984	220	80FP(D)-32(7.5)	DN50	1800x1000x1300	
FRPP-65-280	0.0993	0.098	280	80FP(D)-32(7.5)	DN65	1900x1000x1300	
FRPP-65-360	0.0995	0.098	360	100FP(D)-32(11)	DN65	2000x1200x1300	
FRPP-80-500	0.0995	0.098	500	100FP(D)-32(15)	DN80	2500x1200x1500	
蒸汽喷射泵 Steam spray pump	0.1	0.0996	同上 Idem	汽水串联于 180、280、360 配套，耗气量 40kg/h 工作气压 0.3Mpa Aerated water series connection equip with 180,280,360,exhausting volumeis 40kg/h working pressure is 0.3Mpa.			

耐腐蚀性能表

本表编制说明

A:不侵蚀(使用良好)
B:大致不侵蚀(可使用)
C:危险(视情形使用)
X:侵蚀(不可使用)
1、本表按介质英文字母排列。
2、本表数据按化学浸渍90天测试，仅供用户参考，设计时应考虑压力、温度等变化，不能作为使用该产品的操作依据。

This table establishment explanation

A: Does not corrode (use good)
B: Does not corrode approximately (may use)
C: The danger (regards situation use)
X: The corrosion (cannot use)
1、This table according to medium English letter arrangement.
2、This table data soaks 90 days tests according to chemistry , only for user reference , when design should consider changes and so on pressure , temperature , cannot take uses this product the operation basis.

英文简称 English abbreviation	中文名称 Chinese name	工作使用温度°C Work application temperature°C
UPVC	硬聚氯乙烯	-10°C~70°C
RPP	增强聚丙烯	-20°C~90°C
CPVC	氯化聚氯乙烯	-40°C~95°C
PVDF	聚偏=氟乙烯	-40°C~140°C
EPDM	三元乙丙橡胶	120°C
FPM	氟橡胶	180°C
PTFE	聚四氟乙烯	280°C

化学品	浓度%	温度°C	UPVC	CPVC	RPP	PVDF	PTFE	FPM	EPMD
Acetal-dehyde Aqueous (含水的) 乙醛、醋醛	40	20	X	X	A	X	A	B	A
		40			A		A	B	A
		60			A		A	C	A
		80			B		A	X	B
		100					A		C
Acetic Acid 乙酸	50	20	A	A	A	A	A	B	X
		40	B	B	B	A	A	B	
		60	C	C	C	A	A	B	
		80		X		B	A	C	
		100				B	A	X	
Acetone Aqueous (含水的) 丙酮	Trace	20	A	A	A	A	A	A	A
		40	A	A	A	A	A	A	A
		60	B	B	A	A	A	A	A
		80			A	B	A	A	B
		100				B	A	A	B
Acetylene 乙炔 电石气 亚次乙基		20	X	X	A	A	A	A	C
		40			A	A	A	A	C
		60				A	A	A	X
		80				A	A	A	
		100				A	A	B	
(丙烯酸) Acrylic Acid Ethyl Ester 乙酸酯		20	X			A	A		
		40				B	A		
		60				C	A		
		80				X	B		
		100							
乙二酸 Adipic Acid Aqueous (含水的)	饱和 Gathers full	20	A	A	A	A	A	A	A
		40	A	A	A	A	A	A	A
		60	A	A	A	A	A	A	A
		80		B	B	A	A	A	B
		100				A	A	B	B
Aluminum Bromide 溴化铝	饱和 Gathers full	20				A	A	A	A
		40				A	A	A	A
		60				A	A	A	A
		80				A	A	A	
		100				A	A		
Aluminum Chloride 氯化铝	饱和 Gathers full	20	A	A	A	A	A	A	A
		40	A	A	A	A	A	A	A
		60	B	B	A	B	A	A	A
		80		B	A	C	A	A	A
		100				X	A	A	B
Aluminum Fluoride 氟化铝	饱和 Gathers full	20	A	A	A	A	A	A	A
		40	A	A	A	A	A	A	A
		60	A	A	A	A	A	A	A
		80		A	A	A	A	A	A
		100				A	A	A	
Aluminum Hydroxide 氢氧化铝	饱和 Gathers full	20	A	A	A	A	A	A	A
		40	A	A	A	A	A	A	A
		60	A	A	A	A	A	A	A
		80		A	A	A	A	A	B
		100				A	A	B	B
Aluminum Nitrate 硫酸铝	饱和 Gathers full	20	A	A	A	A	A	A	A
		40	A	A	A	A	A	A	A
		60	A	A	A	A	A	A	A
		80		A	A	A	A	A	A
		100				A	A	A	B
Aluminum Sulfate 硫酸铵	饱和 Gathers full	20	A	A	A	A	A	A	A
		40	A	A	A	A	A	A	A
		60	A	A	A	A	A	A	A
		80		A	A	A	A		
		100				A	A		
丁二酸 Amber Acid (Succinic Acid)	饱和 Gathers full	20	A	A	A	A	A	A	A
		40	A	A	A	A	A	A	A
		60	A	A	A	A	A	A	A
		80				A	A	A	A
		100				A	A	A	A
Ammonia Water 氨水	10	20	A	A	A	A	A	B	A
		40	A	A	A	A	A	C	A
		60	A	A	A	A	A	X	A
		80		B	B	A	A		A
		100				A	A		A
Acetate 乙酸铵 (醋酸铵)	饱和 Gathers full	20	A	A	A		A	A	A
		40	A	A	A		A	A	A
		60	A	A	A		A	A	A
		80		B	B		A	B	B
		100					A	B	B
Ammonium Carbonate 碳酸铵	饱和 Gathers full	20	A	A	A	A	A	A	A
		40	A	A	A	A	A	A	A
		60	A	A	A	A	A	A	A
		80		A	A	A	A	A	A
		100				A	A	A	B
Ammonium Chloride 氯化铵	饱和 Gathers full	20	A	A	A	A	A	A	A
		40	A	A	A	A	A	A	A
		60	A	A	A	A	A	A	A
		80		B	B	A	A	A	A
		100				A	A	A	B
Ammonium Fluoride 氟化铵	饱和 Gathers full	20	A		A	A	A	A	A
		40	B		A	A	A	A	A
		60	X		A	A	A	A	A
		80			B	A	A		
		100				A	A		
Ammonium Hydroxide 氢氧化铵		20	A	A	A	A	A	B	A
		40	A	A	A	A	A	B	A
		60	A	A	A	A	A	C	A
		80			A	A	A		
		100				A	A		
Ammonium Metaphos-Phate 偏磷酸铵		20	A	A	A	A	A	A	A
		40	A	A	A	A	A	A	A
		60	A	A	A	A	A	A	A
		80		A	A	A	A	A	A
		100				A	A		
Ammonium Nitrate 硝酸铵		20	B	B	A	A	A	A	A
		40	B	B	A	A	A	A	A
		60	B	B	A	A	A	A	A
		80			A	A	A	A	A
		100				A	A		
Ammonium Phosphate 磷酸铵		20	A	A	A	A	A	A	A
		40	A	A	A	A	A	A	A
		60	A	A	A	A	A	A	A
		80		A	A	A	A	A	A
		100				A	A		

化学品	浓度%	温度°C	UPVC	CPVC	RPP	PVDF	PTFE	FPM	EPMD
Ammonium Sulfate 硫酸铵	饱和 Gathers full	20	A	A	A	A	A	A	A
		40	A	A	A	A	A	A	A
		60	A	A	A	A	A	A	A
		80		A	A	A	A	A	A
		100				A	A	A	A
Ammonium Sulfide 硫化铵	饱和 Gathers full	20	A	A	A	A			
		40			A	A			
		60			A	A			
		80			A	A			
		100			A	A			
Antimony Trichl-oride 氯化锑	饱和 Gathers full	20	A		A	A	A	A	B
		40	A		A	B	A	A	
		60	B		B	C	B	A	
		80			B	C	B	B	
		100				X	B		
Aqua Regia 王水		20	C	C	C	A	A	C	B
		40	C	C	C	A	A		B
		60			X	A	A		C
		80				A	A		
		100				B	A		
Arsenic Acid 砷酸	饱和 Gathers full	20	A	A	A	A	A	A	A
		40	B	B	A	A	A	A	A
		60	C	B	B	A	A	A	B
		80		C	C	A	A	B	B
		100				B	A	B	
Barium Carbonate 硫酸钡	饱和 Gathers full	20	A	A	A	A	A	A	A
		40	A	A	A	A	A	A	A
		60	A	A	A	A	A	A	A
		80		A	A	A	A	A	A
		100				A	A	A	
Barium Chloride 氯化钡	饱和 Gathers full	20	A	A	A	A	A	A	A
		40	A	A	A	A	A	A	A
		60	A	A	A	A	A	A	A
		80		A	A	A	A	A	A
		100				A	A	A	
Barium Hydroxide 氢氧化钡	饱和 Gathers full	20	A	A	A	A	A	A	A
		40	A	A	A	A	A	A	A
		60	A	A	A	A	A	A	A
		80		A	A	A	A	A	A
		100				A	A	A	B
Barium Nitrate 硝酸钡	饱和 Gathers full	20	A	A	A	A	A	A	A
		40	A	A	A	A	A	A	A
		60	A	A	A	A	A	A	A
		80		A	A	A	A	A	A
		100				A	A	A	B
Barium Sulfate 硫酸钡	饱和 Gathers full	20	A	A	A	A	A	A	A
		40	A	A	A	A	A	A	A
		60	A	A	A	A	A	A	A
		80		A	A	A	A	A	A
		100				A	A	A	
Barium Sulfide 硫化钡	饱和 Gathers full	20	A	A	A	A	A	A	A
		40	A	A	A	A	A	A	A
		60	A	A	A	A	A	A	A
		80		A	A	A	A	A	
		100				A	A	A	
Benzal-dehyde 苯甲醛 苯腙	Above 10	20	A		A	A	A	C	C
		40			B	B	A		
		60							
		80							
		100							
Benzene 苯	纯 Pure	20	C	C	B	A	A	B	X
		40	X	X	C	B	A	B	
		60				B	A	B	
		80				C	A	B	
		100				X	A		

化学品	浓度%	温度°C	UPVC	CPVC	RPP	PVDF	PTFE	FPM	EPMD
Bleaching Agent 漂白剂	12	20	A	A		A	A	A	B
		40	A	A		A	A		
		60	A			A	A		
		80				A	A		
		100				A			
Borax 硼砂	饱和 Gathers full	20	A	A	A	A	A	A	A
		40	A	A	A	A	A	A	A
		60	A	A	A	A	A	A	A
		80		A	A	A	A	A	
		100				A	A		
Boric Acid 硼酸	饱和 Gathers full	20	A	A	A	A	A	A	A
		40	A	A	A	A	A	A	A
		60	A	A	A	A	A	A	A
		80		B	A	A	A	A	B
		100				A	A	B	
Boroffuoric Acid 氟硼酸		20	A	A	A	A	A	A	A
		40	A	A	A	A	A	A	A
		60	B	A	A	A	A	A	A
		80		A	B	A	A	A	B
		100				A	A		
Brine 盐水		20	A	A	A	A	A	A	A
		40	A	A	A	A	A	A	A
		60	A	A	A	A	A	A	A
		80		A	A	A	A	A	B
		100				A	A	B	
		120				A	A		
Bromic Acid 溴酸	纯 Pure	20			X	A	A		
		40				A	A		
		60				A	A		
		80				A	A		
		100				A			
Bromine Vapor 溴蒸汽	25	20	B		X	A	A	A	X
		40	C			A	A	A	
		60				A	A	A	
		80				B			
		100				B			
Bromine Water 溴水	饱和 Gathers full	20	B	C	C	A	A	A	X
		40	C		X	A	A	A	
		60				A	A		
		80				B			
		100				B			
Butadiene 丁二烯	气体 Gas	20	A	A		A	A	A	X
		40	A	A		A	A	A	
		60	A			A	A	A	
		80				A	A		
		100				A	A		
Butyl Mercaptan 丁硫酸	纯 Pure	20				A	A		
		40				A	A		
		60				A	A		
		80				A			
		100				A			
丁基 Butyl Phenol 苯醛		20				A	A		
		40				A	A		
		60				A	A		
		80				A	A		
		100				A	A		
Butylene 丁烯		20				A	A	A	
		40				A	A	A	
		60				A	A	A	
		80				A	A	B	
		100				A	A		
Butyric Acid 丁酸	纯 Pure	20	X	X	A	A	A	B	B
		40			A	A	A	C	
		60			A	A	A	X	
		80			A	A	A		
		100				A	A		

化学品	浓度%	温度°C	UPVC	CPVC	RPP	PVDF	PTFE	FPM	EPMD
Calcium Carbonate 碳酸钙	饱和 Gathers full	20	A	A	A	A	A	A	A
		40	A	A	A	A	A	A	A
		60	A	A	A	A	A	A	A
		80		A	A	A	A	A	
		100		B	A	A	A	A	
Calcium Chlorate 氯酸钙	饱和 Gathers full	20	A	A	A	A	A	A	A
		40	A	A	A	A	A	A	A
		60	A	A	A	A	A	A	A
		80		A	A	A	A		
		100			B	A	A		
Calcium Hydroxide 氢氧化钙	饱和 Gathers full	20	A	A	A	A	A	A	A
		40	A	A	A	A	A	A	A
		60	A	A	A	A	A	A	A
		80		B	A	A	A	A	A
		100			B	A	A	A	
Calcium Hypoc-hlorite 次氯酸钙	饱和 Gathers full	20	A	A	A	A	A	A	B
		40	A	A	A	A	A	A	
		60	B	B	B	A	A	A	
		80			C	A	A		
		100				B	A		
Calcium Nitrate 硝酸钙	饱和 Gathers full	20	A	A	A	A	A	A	A
		40	A	A	A	A	A	A	A
		60	A	A	A	A	A	A	A
		80		A	A	A	A	A	A
		100				A	A	A	
Calcium Sulfate 硫酸钙	饱和 Gathers full	20	A	A	A	A	A	A	A
		40	A	A	A	A	A	A	A
		60	A	A	A	A	A	A	A
		80		A	A	A	A	A	A
		100				A	A	A	
Calcium Sulfide 硫化钙	饱和 Gathers full	20				A	A	A	A
		40				A	A	A	A
		60				A	A	A	A
		80				A	A	A	A
		100					A	A	
Caprylic Acid 辛酸	Pite	20				A	A		
		40				A	A		
		60				A	A		
		80				A	A		
		100				A	A		
Carbon Dioxide 二氧化碳	湿 Wet	20	A	A	A	A	A	A	A
		40	A	A	A	A	A	A	A
		60	A	A	A	A	A	A	A
		80		A	A	A	A	A	A
		100				A	A	A	B
Carbon Dioxide 二氧化碳	干 Dry	20	A	A	A	A	A	A	A
		40	A	A	A	A	A	A	A
		60	A	A	A	A	A	A	A
		80		A	A	A	A	A	A
		100				A	A	A	B
Carbon Disrlfide 二硫化碳	纯 Pure	20	C	C	X	A	A	A	X
		40	C	C			A	B	
		60	X	X			A	C	
		80					A	X	
		100					A		
Carbon Monoxide 一氧化碳	Gas	20	A	A	A	A	A	A	A
		40	A	A	A	A	A	A	A
		60	A	A	A	A	A	A	A
		80		A	A	A	A	A	A
		100				A	A	A	
Carbon Tetrac-hloride 四氯化碳	纯 Pure	20	C	C	X	A	A	B	X
		40	X	X		A	A		
		60				A	A		
		80					A		
		100					A		

化学品	浓度%	温度°C	UPVC	CPVC	RPP	PVDF	PTFE	FPM	EPMD
Carbonic Acid 碳酸	饱和 Gathers full	20	A	A	A	A	A	A	A
		40	A	A	A	A	A	A	A
		60	A	A	A	A	A	A	A
		80		B	B	A	A	A	A
		100		B	B	A	A	B	
Caustic Potash 苛性钾	25	20	A	A	A	A	A	X	A
		40	A	A	A	A	A		A
		60	A	A	A	B	A		A
		80		B	A	C	A		A
		100			B	X	A		B
Chloric Acid 氯酸	20	20	A			A	A		
		40	A			A	A		
		60	B			A	A		
		80				A			
		100							
Chlorine Dioxide 二氧化氯	纯 Pure	20	A	A	C	A	A	X	
		40	B	B	X	A	A		
		60	B	B		A	A		
		80							
		100							
Chlorine Gas 氯气	湿 Wet	20	A	A	X	A	A	X	X
		40	B	A		A	A		
		60	B	B		A	A		
		80		C		A	A		
		100		X		A	A		
Chlorine Gas 氯气	干 Dry	20	A	A	C	A	A	B	B
		40	A	A		A	A		
		60	A	A		A	A		
		80		B		A	A		
		100				A	A		
Chlorine Water 氯水	400	20	A	A	C	A	A	C	B
		40	A	A	X	A	A	X	C
		60	B	B		A	A		
		80				A	A		
		100				A	A		
Chloro-benzene 氯苯	纯 Pure	20			B	A	A	A	X
		40			C	A	A		
		60				B	A		
		80				C	A		
		100				C	A		
Chloroform 三氯甲烷	纯 Pure	20	X	X	B	A	A	B	X
		40			X	A	A		
		60				B	A		
		80				C	A		
		100				C	A		
Chloro-Sulfonic Acid 氯磺酸	纯 Pure	20	X	X	X	C	A	X	X
		40				X	A		
		60					A		
		80					A		
		100							
Chromic Acid 铬酸	20	20	A	A	X	A	A	B	B
		40	A	A		A	A	B	X
		60	B	A		A	A	B	
		80		B		A	A	C	
		100				A	A	X	
Copper Cyanide 氢化铜	饱和 Gathers full	20	A	A	A	A	A		
		40			A	A	A		
		60			A	A	A		
		80			B	A	A		
		100				B	A		
Copper Fluoride 氟化铜	饱和 Gathers full	20	A	A	A	A	A		
		40	A	A	A	A	A		
		60	B	B	B	A	A		
		80				A	A		
		100				A	A		

化学品	浓度%	温度°C	UPVC	CPVC	RPP	PVDF	PTFE	FPM	EPMD
Copper Nitrate 硝酸铜		20	A	A	A	A	A	A	A
		40	A	A	A	A	A	A	A
		60	B	B	A	A	A	A	A
		80			B	A	A	A	A
		100				A	A	A	
Copper Sulfate 硫酸铜	饱和 Gathers full	20	A	A	A	A	A	A	A
		40	A	A	A	A	A	A	A
		60	A	A	A	A	A	A	A
		80		A	A	A	A	A	A
		100				A	A	A	B
Cupric Fluoride 氟化铜	饱和 Gathers full	20	A	A	A	A	A	A	A
		40	A	A	A	A	A	A	A
		60	A	A	A	A	A	A	A
		80			B	A	A		
		100				A	A		
Cupric Sulfate 硫酸铜	饱和 Gathers full	20	A	A	A	A	A	A	A
		40	A	A	A	A	A	A	A
		60	A	A	A	A	A	A	A
		80		A	A	A	A	A	A
		100		A		A	A	A	B
Cuprous Chloride 氯化亚铜	饱和 Gathers full	20	A	A	A	A	A	A	A
		40	A	A	A	A	A	A	A
		60	A	A	A	A	A	A	A
		80		A	A	A	A	A	A
		100		B		A	A	A	B
Cyclohex anone 环已铜	纯 Pure	20	X	X	B	B	A	X	C
		40			C	C	A		
		60			X	C	A		
		80				X	A		
		100					A		
Dibutyl Benzene 二氯苯	纯 Pure	20				A	A	B	X
		40				A	A		
		60				A	A		
		80				B	A		
		100				C	A		
Dichloro ethylene 二氯乙烯		20				A	A	A	X
		40				A	A		
		60				A	A		
		80				A	A		
		100				A	A		
Epsom Salt 泻盐	饱和 Gathers full	20				A	A	A	A
		40				A	A	A	A
		60				A	A	A	A
		80				A	A	A	
		100					A		
Ethyl Acetate 乙酸乙酯	纯 Pure	20			B	A	A	X	B
		40			B	B	A		
		60			C	C	A		
		80				X	A		
		100					A		
Ethyl Alcohol 乙醇	纯 Pure	20	A	A	A	A	A	A	A
		40	A	B	A	A	A	A	A
		60	B	B	B	A	A	A	A
		80		C	B	A	A	A	A
		100				A	A		
Ethyl Benxene 乙苯		20				A	A	A	X
		40				A	A		
		60				A	A		
		80					A		
		100					A		
Ethyl Chloride 氯乙烷		20			C	A	A	A	A
		40			X	A	A	A	A
		60				A	A	A	
		80				A	A	B	
		100				A	A		

化学品	浓度%	温度°C	UPVC	CPVC	RPP	PVDF	PTFE	FPM	EPMD
Ethyl Formate 甲酸乙酯	纯 Pure	20						X	B
		40							
		60							
		80							
		100							
Ethylene Glycol 乙二醇	纯 Pure	20	A	A	A	A	A	A	A
		40	A	A	A	A	A	A	A
		60	A	A	A	A	A	A	A
		80		B	B	B	A	A	A
		100				C	A	A	B
Ferrous Acids 脂肪酸		20	A	B	A	A	A	A	X
		40	A	B	B	A	A		
		60	A	B	B	A	A		
		80			C	A	A		
		100				A	A		
Ferrous Chloride 氯化亚铁	饱和 Gathers full	20	A	A	A	A	A	A	A
		40	A	A	A	A	A	A	A
		60	B	A	A	A	A	A	A
		80		A	A	A	A	A	A
		100		B	B	A	A	B	B
Ferric Hydroxide 氢氧化铁	饱和 Gathers full	20	A	A	A	A	A	A	A
		40	A	A	A	A	A	A	A
		60	A	A	A	A	A	A	A
		80		A	A	A	A	A	A
		100				A	A		
Ferric Nitrate 硝酸铁	饱和 Gathers full	20	A	A	A	A	A	A	A
		40	A	A	A	A	A	A	A
		60	A	A	A	A	A	A	A
		80		A	B	A	A	A	A
		100				A	A	A	
Ferric Sulfide 硫酸铁		20	A	A	A	A	A	A	A
		40	A	A	A	A	A	A	A
		60	A	A	A	A	A	A	A
		80				A	A	A	A
		100				A	A		
Ferric Chloride 氯化铁	饱和 Gathers full	20	A	A	A	A	A	A	A
		40	A	A	A	A	A	A	A
		60	B	A	A	A	A	A	A
		80		A	A	A	A	A	A
		100				A	A	B	B
Ferrous Hydroxide 氢氧化亚铁	饱和 Gathers full	20	A	A	A	A	A	A	A
		40	A	A	A	A	A	A	A
		60	A	A	A	A	A	A	A
		80		A	A	A	A	A	A
		100				A	A	A	
Ferrous Nitrate 硝酸亚铁	饱和 Gathers full	20	A	A	A	A	A	A	A
		40	A	A	A	A	A	A	A
		60	A	A	A	A	A	A	A
		80		A	A	A	A	A	A
		100				A	A	A	
Ferrous Sulfate 硫酸亚铁		20	A	A	A	A	A	A	A
		40	A	A	A	A	A	A	A
		60	A	A	A	A	A	A	A
		80		A	A	A	A	A	A
		100				A	A	B	B
Fluoboric Acid 氢氟硼酸	纯 Pure	20	A	A	A	A	A	A	A
		40	A	A	A	A	A	A	A
		60	B	A	A	A	A	A	A
		80		B	B	A	A	B	B
		100				A	A		
Fluorine Gas 氟汽	湿 Wet	20	A	A	A	A	A	A	A
		40	B	B	B	A	A	A	A
		60	B	B	B	A	A	B	B
		80				A	A		
		100				A	A		

化学品	浓度%	温度°C	UPVC	CPVC	RPP	PVDF	PTFE	FPM	EPMD
Fluosilicic Acid 氢氧矽酸	50	20	B	A	A	A	A	A	A
		40	B	A	A	A	A	A	A
		60	B	A	A	A	A	A	A
		80		B	B	A	A	A	B
		100				A	A	A	B
Formal-dehyde 甲醛	35	20	A	A	A	A	A	A	A
		40	A	A	A	A	A	A	A
		60	C	A	A	B	A	A	A
		80		A	A	X	A	A	A
		100					A		
Formic Acid 甲酸	90	20	A	A	A	A	A	X	A
		40	B	B	B	A	A		A
		60	X	X	X	A	A		A
		80				A	A		A
		100				B	A		B
Glycerol (Glycerine) 三元醇	纯 Pure	20	A	A	A	A	A	A	A
		40	A	A	A	A	A	A	A
		60	A	A	A	A	A	A	A
		80			A	A	A	A	A
		100				A	A		
Glycolic Acid 乙醇酸	饱和 Gathers full	20	A	A	A	A	A	A	A
		40			A	B	A		
		60			A	C	A		
		80				X	A		
		100					A		
Grape Sugar 葡萄糖		20	A	A	A	A	A	A	A
		40	A	A	A	A	A	A	A
		60	A	A	A	A	A	A	A
		80				A	A	A	A
		100				A	A	A	
Hexane 己烷		20	A		B	A	A	A	X
		40	B		B	A	A		
		60			C	A	A		
		80				A	A		
		100				A	A		
Hexyl Alcohol 己醇	纯 Pure	20	A				A	A	B
		40	A				A	A	B
		60	B				A	A	C
		80					A	A	X
		100					A	A	
Hydro-bromic Acid 氢溴酸	50	20	A	A	A	A	A	A	A
		40	A	A	A	A	A	A	A
		60	B	A	A	A	A		
		80		B	A	A	A		
		100				A	A		
Hydroc-hloric Acid 氢氯酸	25	20	A	A	A	A	A	A	A
		40	A	A	A	A	A	A	A
		60	A	A	A	A	A	A	A
		80		A	A	A	A	X	B
		100				A	A		
Hydroc-hloric Acid 氢氯酸	25	20	A	A	A	A	A	B	B
		40	A	A	A	A	A	B	B
		60	B	A	A	A	A	X	X
		80		B	B	A	A		
		100				B	A		
Hydroc-hloric Acid 氢氯酸	38	20	A	A	A	A	A	B	C
		40	A	A	A	A	A	B	C
		60	B	B	A	A	A	X	X
		80		B	B	A	B		
		100				B	B		
Hydroc-yanic Acid 氢氰酸		20	A	A	A	A	A	B	B
		40	A	A	A	A	A		
		60	A	A	A	A	A		
		80				A	A		
		100				A	A		

化学品	浓度%	温度°C	UPVC	CPVC	RPP	PVDF	PTFE	FPM	EPMD
Hydro-fluoric Acid 氢氟酸	稀释 Dilution	20	A	A	A	A	A	A	A
		40	A	B	B	A	A	A	A
		60	C	B	B	A	A	A	A
		80		C	B	A	A	A	A
		100				A	A	A	A
Hydro-fluoric Acid 氢氟酸	30	20	A	A	A	A	A	A	A
		40	B	B	B	A	A	A	A
		60	C	C	B	A	A	A	A
		80	X	X	B	A	A	A	B
		100				A	A	A	X
Hydro-fluoric Acid 氢氟酸	20	20	B	B	A	A	A	A	A
		40	C	C	B	A	A	A	B
		60	X	X	B	A	A	A	C
		80			B	A	A	A	X
		100				A	A	B	
Hydro-fluoric Acid 氢氟酸	50	20	B	B	A	A	A	A	A
		40	C	X	B	A	A	A	A
		60	X		B	A	A	A	B
		80			B	A	A	A	C
		100				A	A	B	X
Hydrogen 氢		20	A	A	A	A	A	A	A
		40	A	A	A	A	A	A	A
		60	A	A	A	A	A	A	A
		80				A	A		
		100				B	A		
氟化氢 Hydrogen Fluoride Anhydrous 无水的		20				A	A	X	B
		40				A	A		
		60				A	A		
		80				A	A		
		100			A	A	A	A	A
HYdrogen Peroxide 二氧化二氢	5	20	A	X					
		40	A		A	A	A	A	B
		60	B		A	A	A	A	B
		80			B	A	A	A	C
		100				A	A		
HYdrogen Peroxide 二氧化二氢	50	20	B	X	C	A	A	A	C
		40	C		X	A	A	B	
		60				A	A		
		80				A	A		
		100				A	A		
Hydrogen Peroxide 二氧化氢	90	20				A	A	A	X
		40					A		
		60					A		
		80					A		
		100					A		
Hydrogen Sulfide 硫化氢	干 Dry	20	A	A	A	A	A	A	A
		40	A	A	A	A	A	A	A
		60	A	A	A	A	A	A	A
		80		A	A	A	A	A	B
		100		B	A	A	A		B
硫化氢 Hydrogen Sulfide Aquecous 含水的	10	20	A	A	A	A	A	A	A
		40	A	A	A	A	A	A	A
		60	A	A	A	A	A	B	A
		80		A	A	A	A		A
		100		B	B	A	A		B
Hypoc-hlorous 次氯酸		20	A	A	A	A	A	A	A
		40	A	A	B	A	A	B	B
		60	A	A	B	A	A		
		80		B		A	A		
		100				A	A		
Lodine 碘		20	B	B	A	A	A	B	X
		40	C	B	A	A	A		
		60		C	A	A	A		
		80			A	A	A		
		100				A	A		

化学品	浓度%	温度°C	UPVC	CPVC	RPP	PVDF	PTFE	FPM	EPMD
Lodine Solution 液碘	10	20	A			A	A		
		40	A			A	A		
		60				A	A		
		80				A	A		
		100				A	A		
Lactic Acid 乳酸	80	20	A	A	A	A	A	A	A
		40	B	A	A	A	A	A	A
		60	B	B	A	A	A	A	A
		80			B	A	A	A	A
		100				A	A	B	B
Lareic Acid 樟酸		20				A	A		
		40				A	A		
		60				A	A		
		80				A	A		
		100				A	A		
Lead Chloride 氯化铅		20	A	A	A	A	A	A	A
		40	A	A	A	A	A	A	A
		60	A	A	A	A	A	A	A
		80				A	A	A	A
		100				A	A	A	
Lead Nitrate 硝酸铅	饱和 Gathers full	20	A	A	A	A	A	A	A
		40	A	A	A	A	A	A	A
		60	A	A	A	A	A	A	A
		80		A	A	A	A	A	A
		100				A	A	A	
Lead Sulfate 硫酸铅	纯 Pure	20	A	A	A	A	A	A	A
		40	A	A	A	A	A	A	A
		60	A	A	A	A	A	A	A
		80		A	A	A	A	A	A
		100				A	A	A	
Lithum Bromide 溴化锂	60	20	A			A	A	A	
		40	A			A	A	A	
		60	A			A	A	A	
		80				A	A	A	
		100				A	A	A	
Magnesium Carbonate 碳酸镁		20	A	A	A	A	A	A	A
		40	A	A	A	A	A	A	A
		60	A	A	A	A	A	A	A
		80		B	A	A	A	A	A
		100				A	A	A	
Magnesium Chloride 氯化镁	饱和 Gathers full	20	A	A	A	A	A	A	A
		40	A	A	A	A	A	A	A
		60	B	A	A	A	A	A	A
		80		A	A	A	A	A	A
		100				A	A	B	B
Magnesium Citrate 柠檬酸镁		20	A	A	A	A	A	A	A
		40	A	A	A	A	A	A	A
		60	A	A	A	A	A	A	A
		80		A	A	A	A	A	A
		100				A	A	A	
Magnesium Hydroxide 氢氧化镁	饱和 Gathers full	20	A	A	A	A	A	A	A
		40	A	A	A	A	A	A	A
		60	A	A	A	A	A	A	A
		80		A	A	A	A	A	A
		100				A	A	A	
Magnesium Nitrate 硝酸镁		20	A	A	A	A	A	A	A
		40	A	A	A	A	A	A	A
		60	A	A	A	A	A	A	A
		80		B	B	A	A	A	A
		100				A	A	A	
Maleic Chloride 氯化汞		20	A	A	A	A	A	A	A
		40	A	A	A	A	A	A	A
		60	A	A	A	A	A	A	A
		80			A	A	A		
		100				A	A		

化学品	浓度%	温度°C	UPVC	CPVC	RPP	PVDF	PTFE	FPM	EPMD
Mercuric Cyanide 氰化汞	饱和 Gathers full	20	A	A	A	A	A	A	A
		40	A	A	A	A	A		
		60	A	A	A	A	A		
		80		A	A	A	A		
		100				A	A		
Mercurous Nitrate 硝酸汞	饱和 Gathers full	20				A	A	A	A
		40				A	A		
		60				A	A		
		80				A	A		
		100				A	A		
Mercury 汞		20	A	A	A	A	A	A	A
		40	A	A	A	A	A		
		60	A	A	A	A	A		
		80		A	A	A	A		
		100				A	A		
Methane 甲烷		20				A	A	A	A
		40				A	A		
		60				A	A		
		80				A	A		
		100				A	A		
Methyl Alcihol 甲醇	纯 Pure	20	A	A	A	A	A	B	A
		40	B	B	A	A	A	B	A
		60	B	B	A	A	A	C	A
		80			B	A	A	C	B
		100				A	A	C	
Methyl Chloride 氯甲烷		20				A	A	X	B
		40				A	A		
		60				A	A		
		80				A			
		100				A			
Monochi-oracetic acid 氯醋酸	50	20	A	A	B	A	A	B	C
		40	B	B	B	A	A	X	
		60	B	B	X	B	A		
		80				B	A		
		100				C	A		
Monoc-hioro benxene 氯苯		20			B	A	A	A	X
		40			C	A	A		
		60				B	A		
		80				B	A		
		100				C	A		
Nikel Chloride 氯化镍	饱和 Gathers full	20	A	A	A	A	A	A	A
		40	A	A	A	A	A	A	A
		60	A	A	A	A	A	A	A
		80		A	A	A	A	A	A
		100		B		A	A	A	B
Nickel Nitrate 硝酸镍	饱和 Gathers full	20				A	A	A	A
		40				A	A	A	A
		60				A	A	A	A
		80				A	A	A	A
		100				A	A	A	A
Nickel Sulfate 硫酸镍	饱和 Gathers full	20	A	A	A	A	A	A	A
		40	A	A	A	A	A	A	A
		60	A	A	A	A	A	A	A
		80		B	B	A	A	A	A
		100		B		A	A	B	B
Nitric Acid 硝酸	10	20	A	A	A	A	A	A	A
		40	A	A	A	A	A	A	A
		60	A	A	A	A	A	A	B
		80	X	A	A	A	A	A	X
		100		B	B	A	A	A	
Nitric Acid 硝酸	30	20	A	A	A	A	A	A	B
		40	A	A	A	A	A	A	B
		60	B	B	B	A	A	B	X
		80	X	B	B	A	A	C	
		100		C	B	A	A	C	

化学品	浓度%	温度°C	UPVC	CPVC	RPP	PVDF	PTFE	FPM	EPMD
Nitric Acid 硝酸	50	20	A	A	A	A	A	A	X
		40	B	B	A	A	A	B	
		60	B	C	B	A	A	C	
		80	X	X	X	B	A	X	
		100		X		B	A		
Nitric Acid 硝酸	70	20	A	B	C	A	A	C	X
		40	B	B	X	A	A	X	
		60	C	C		A	A		
		80	X	X		B	A		
		100				C	A		
Oleic Acid 油酸		20	A	B	A	A	A	A	X
		40	A	B	A	A	A	A	
		60	B	B	A	A	A	A	
		80			A	A	A	A	
		100				A	A	A	
Oleum 发烟硫酸		20	X	X	X	X	A	X	X
		40					A		
		60							
		80							
		100							
Oxalic Acid 草酸	50	20	A	A	A	A	A	A	A
		40	A	A	A	A	A		
		60	A	A	A	A	A		
		80		A	A	A	A		
		100				A	A		
Palmitic Acid 十六酸	70	20			A	A	A	A	B
		40			A	A	A		
		60			A	A	A		
		80			B	A	A		
		100				A	A		
Paraffin 石蜡		20	A	A	A	A	A	B	X
		40				A	A		
		60				A	A		
		80				A	A		
		100				A	A		
Perchloro ethylene 四氟乙烯	纯 Pure	20				A	A		
		40				A	A		
		60				A	A		
		80				A	A		
		100				A	A		
Perchloric Acid 过氯酸	10	20	A	A	A	A	A	A	B
		40	A	A	B	A	A		
		60	B	B		A	A		
		80		B		A	A		
		100				A	A		
Phenol 苯酚		20	A	A	A	A	A	B	A
		40	B	B	A	A	A		
		60	B		B	B	A		
		80			C	X	A		
		100					A		
Phosphoric Acid 磷酸	80	20	A	A	A	A	A	A	
		40	A	A	A	A	A	A	A
		60	A	B	A	A	A	A	A
		80		C	C	A	A	A	A
		100				A	A		
Phosphorus Pentoxide 五氧化二磷		20	A	A	A	A	A		
		40				A	A		
		60				A	A		
		80				A	A		
		100				A	A		
Phosphorus Yeliow 黄磷		20	A	A	A	A	A		
		40				A	A		
		60				A	A		
		80				A	A		
		100				A	A		

化学品	浓度%	温度°C	UPVC	CPVC	RPP	PVDF	PTFE	FPM	EPMD
Plating Solutions (Cadmiun) 镀溶液 镉		20	A	A	X	A	A	A	A
		40	A	A		A	A		
		60	A	A		A	A		
		80		B		A	A		
		100				A	A		
Plating Solutions (Chrome) 镀溶液 铬		20	A	A	X	A	A		
		40	A	A		A	A		
		60	B	A		A	A		
		80		B		A	A		
		100				A	A		
Plating Solutions (Codder) 镀溶液 铜		20	A	A	A	A	A	A	A
		40	A	A	A	A	A		
		60	A	A	A	A	A		
		80		A	A	A	A		
		100				A	A		
Plating Solutions (Gold) 镀溶液 金		20	A	A	X	A	A	A	A
		40	A	A		A	A		
		60	A	A		A	A		
		80				A	A		
		100				A	A		
Plating Solutions (Lead) 镀溶液 铅		20	A	A	A	A	A	A	A
		40	A	A	A	A	A		
		60	A	A	A	A	A		
		80				A	A		
		100				A	A		
Plating Solutions (Nickel) 镀溶液 镍		20	A	A	A	A	A	A	A
		40	A	A	A	A	A		
		60	A	A	A	A	A		
		80				A	A		
		100				A	A		
Plating Solutions (Pkodium) 镀溶液 铑		20	A	A	A	A	A	A	A
		40	A	A	A	A	A		
		60	A		A	A	A		
		80				A	A		
		100				A	A		
Plating Solutions (Silver) 镀溶液 银		20				A	A	A	A
		40				A	A		
		60				A	A		
		80					A		
		100					A		
Plating Solutions (Tin) 镀溶液 锡		20	A	A	A	A	A	A	A
		40	A	A	A	A	A	A	A
		60	B	B	B	A	A	A	B
		80				A	A	B	
		100				A	A		
Potash 碳酸钾		20	A	A	A	A	A	A	A
		40	A	A	A	A	A	A	A
		60	A	A	A	A	A	A	A
		80		A	A	A	A	A	A
		100				A	A	A	
Potassium Acetate 醋酸钾	饱和 Gathers full	20	A	A	A	A	A	A	A
		40				A	A		
		60				A	A		
		80				A	A		
		100				A	A		
Potassium Aluminrm Sulfate 硫酸铝钾		20	A	A	A	A	A	A	A
		40	A	A	A	A	A	A	A
		60	A	A	A	A	A	A	A
		80		A	A	A	A	A	A
		100				A	A	A	
Potassium Bicarbonate 重碳酸钾	饱和 Gathers full	20	A	A	A	A	A	A	A
		40	A	A	A	A	A	A	A
		60	A	A	A	A	A	A	A
		80	A	A	A	A	A	A	A
		100				A	A	A	

化学品	浓度%	温度°C	UPVC	CPVC	RPP	PVDF	PTFE	FPM	EPMD
Potassium Bisulfate 酸性硫酸钾		20	A	A	A	A	A	A	A
		40	A	A	A	A	A	A	A
		60	A	A	A	A	A	A	A
		80		B	A	A	A	A	A
		100				A	A	A	
Potassium Borate 偏硼酸钾		20	A	A	A	A	A	A	A
		40	A	A	A	A	A	A	A
		60	A	A	A	A	A	A	A
		80		A	A	A	A	A	A
		100				A	A	A	
Potassium Bromate 溴酸钾		20	A	A	A	A	A		
		40	A	A	A	A	A		
		60	A	A	A	A	A		
		80		B	B	A	A		
		100				A	A		
Potassium Bromide 溴化钾		20	A	A	A	A	A	A	A
		40	A	A	A	A	A	A	A
		60	A	A	A	A	A	A	A
		80		A	A	A	A	A	A
		100				A	A	A	
Potassium Carbonate 碳酸钾		20	A	A	A	A	A	A	A
		40	A	A	A	A	A	A	A
		60	A	A	A	A	A	A	A
		80		A	A	A	A	A	A
		100				A	A	A	
氯酸钾 Potassium Chlorate (Aoreous) 含水的		20	A	A	A	A	A	A	A
		40	A	A	A	A	A	A	A
		60	B	A	A	A	A	A	
		80		B	B	A	A		
		100				A	A		
Potassium Choride 氯化钾		20	A	A	A	A	A	A	A
		40	A	A	A	A	A	A	A
		60	A	A	A	A	A	A	A
		80		A	A	A	A	A	A
		100				A	A	A	
Potassium Chromate 铬酸钾		20	A	A	A	A	A	A	A
		40	A	A	A	A	A	A	A
		60	B	B	A	A	A	A	A
		80		B	B	A	A	A	A
		100				A	A	A	
钾 Potassium Copper Cyanide 氰化钾		20	A	A	A	A	A	A	A
		40	A	A	A	A	A	A	A
		60	A	A	A	A	A	A	A
		80		B	A	A	A	A	A
		100			B	A	A	A	B
Potassium Fluoride 氟化钾		20	A	A	A	A	A	A	A
		40				A	A	A	A
		60				A	A	A	A
		80				A	A	A	A
		100				A	A	A	
Potassium Hydroxide 氢氧化钾	25	20	A	A	A	A	A	X	A
		40	A	A	A	A	A		
		60	A	A	A	B	A		
		80		B	A	C	A		
		100				X	A		
Potassium Hypoc-hlorite 次氯酸钾		20	A	A		A	A	A	A
		40	A	A		A	A		
		60	A			A	A		
		80				A	A		
		100				A	A		
Potassium lodide 碘化钾		20	A	A	A	A	A	A	A
		40	A	A	A	A	A	A	A
		60	A	A	A	A	A	A	A
		80		A	A	A	A	A	A
		100				A	A	A	

化学品	浓度%	温度°C	UPVC	CPVC	RPP	PVDF	PTFE	FPM	EPMD
Potassium Nitrate 硝酸钾		20	A	A		A	A	A	A
		40	A	A		A	A	A	A
		60	A	A		A	A	A	A
		80				A	A	A	A
		100				A	A	A	
Potassiumm perchlorate 过氯酸钾		20	A	A	A	A	A		
		40	A	A	A	A	A		
		60	A	A	A	A	A		
		80		B	B	A	A		
		100				A			
Potassiumm perman-ganate 过锰酸钾		20	A	A	A	A	A	A	A
		40	A	A	A	A	A	A	A
		60	B	A	A	A	A	A	
		80		B	B	A	A		
		100				A	A		
Potassium persulfate 高硫酸钾		20	A	A	A	A	A		
		40				A	A		
		60				A	A		
		80				A	A		
		100				A	A		
Potassium sulfate 硫酸钾		20	A	A	A	A	A	A	A
		40	A	A	A	A	A	A	A
		60	A	A	A	A	A	A	A
		80		A	A	A	A	A	B
		100				A	A	A	
Sewage 污水		20	A	A	A	A	A	A	A
		40	A	A	A	A	A	A	A
		60	A	A	A	A	A	A	A
		80		A	A	A	A	A	
		100				A	A		
Silicic Acid 矽酸		20	A	A	A	A	A	A	A
		40	A	A	A	A	A	A	A
		60	A	A	A	A	A	A	A
		80		A	A	A	A	A	A
		100				A	A	A	
Silver cyanide 氰化银		20	A	A	A	A	A	A	A
		40	A	A	A	A	A	A	A
		60	A	A	A	A	A	A	A
		80		A	A	A	A		
		100				A	A		
Silver Nitrate 硝酸银		20	A	A	A	A	A	A	A
		40	A	A	A	A	A	A	A
		60	A	A	A	A	A	A	A
		80			A	A	A	A	A
		100				A	A		
Silver Sulfate 硫酸银		20	A	A	A	A	A	A	A
		40	A	A	A	A	A	A	A
		60	A	A	A	A	A	A	A
		80		A		A	A	A	A
		100				A	A	A	
Sodium 钠		20	A	A	A	A	A	A	A
		40	A	A	A	A	A	A	A
		60	A	A	A	A	A	A	A
		80	B	B	A	A	A	A	
		100				A	A	A	B
Sodium Acetate 乙酸钠	饱和 Gathers full	20	A	A	A	A	A	B	A
		40	A	A	A	A	A	C	A
		60	A	A	A	A	A	C	A
		80		A	A	A	A		A
		100				A	A		
Sodium Bicar-bonate 重碳酸钠		20	A	A	A	A	A	A	A
		40	A	A	A	A	A	A	A
		60	A	A	A	A	A	A	A
		80		A	A	A	A	A	A
		100				A	A	A	B

化学品	浓度%	温度°C	UPVC	CPVC	RPP	PVDF	PTFE	FPM	EPMD
Sodium Bichr-omate 重铬酸钠	饱和 Gathers full	20	A	A	A	A	A	A	A
		40	A	A	A	A	A	A	A
		60	A	A	A	A	A	A	A
		80		B	B	A	A	A	A
		100				A	A	A	
Sodium Bisulfite 酸式亚硫酸钠		20	A	A	A	A	A	A	A
		40	A	A	A	A	A	A	A
		60	A	A	A	A	A	A	A
		80		B	B	A	A	A	A
		100				A	A	A	B
Sodium Borate 四硼酸钠	饱和 Gathers full	20			A	A	A	A	A
		40			A	A	A	A	A
		60			A	A	A	A	A
		80			A	A	A	A	
		100			A	A	A		
Sodium Bromide 溴化钠	饱和 Gathers full	20	A	A	A	A	A		
		40	A	A	A	A	A		
		60	A	A	A	A	A		
		80		A	A	A	A		
		100				A	A		
Sodium Carbonate 碳酸钠		20	A	A	A	A	A	A	A
		40	A	A	A	A	A	A	A
		60	A	A	A	A	A	A	A
		80		A	A	A	A	A	A
		100				A	A	A	
Sodium Chlcrate 氯酸钠	饱和 Gathers full	20	A	A	A	A	A	A	A
		40	A	A	A	A	A	A	A
		60	A	A	A	A	A		
		80		B	B	A	A		
		100				A	A		
Sodium Chloride 氯化钠		20	A	A	A	A	A	A	A
		40	A	A	A	A	A	A	A
		60	A	A	A	A	A	A	A
		80		A	A	A	A	A	A
		100				A	A		
Sodiun Chlorite 亚氯酸钠	25	20	X	X	X	B	B	X	X
		40				C	B		
		60				X	B		
		80					B		
		100					B		
Sodium Cyanide (Solution) 溶液 氰化钠		20	A	A	A	A	A	A	A
		40	A	A	A	A	A	A	A
		60	A	A	A	A	A	A	A
		80		B	B	A	A	A	A
		100				A	A	B	B
Sodium Ferric-yanide 铁氰化钠	饱和 Gathers full	20	A	A	A	A	A	A	A
		40	A	A	A	A	A	A	A
		60	B	A	A	A	A	A	A
		80		B	B	A	A		
		100				A	A		
Sodium Ferro-cyanide 亚铁氰化钠	饱和 Gathers full	20	A	A	A	A	A	A	A
		40	A	A	A	A	A	A	A
		60	B	A	A	A	A	A	A
		80		B	B	A	A		
		100				A	A		
Sodium Fluoride 氟化钠		20	A	A	A	A	A	A	A
		40	A	A	A	A	A	A	A
		60	A	A	A	A	A	A	A
		80			A	A	A		
		100			A	A	A		
Sodium Hydroxide 氢氧化钠	15	20	A	A	A	A	A	C	A
		40	A	A	A	A	A	C	A
		60	A	A	A	B	A	X	A
		80		B	B	C	A		B
		100				X	A		

化学品	浓度%	温度°C	UPVC	CPVC	RPP	PVDF	PTFE	FPM	EPMD
Sodium Hydroxide 氢氧化钠	30	20	A	A	A	A	A	C	A
		40	A	A	A	A	A	X	A
		60	A	A	A	B	A		A
		80		B	B	C	A		A
		100				X	A		B
Sodium Hydroxide 氢氧化钠	50	20	A	A	A	A	A	X	A
		40	A	A	A	B	A		A
		60		A	A	C	A		A
		80		B	B	X	A		A
		100			B		A		B
Sodium Hydroxide 氢氧化钠	70	20			B	A	A	X	A
		40			B	B	A		
		60			B	C	A		
		80			B	X	A		
		100					A		
Sodium Hypoc hlorite 次氯酸钾	13	20	A	A	B	A	A	X	X
		40	A	A	B	A	A		
		60	B	B	C	B	A		
		80					A		
		100					A		
Sodium Metas-ilicate 矽酸钠		20	A	A	A	A	A	A	A
		40	A	A	A	A	A	A	A
		60	A	A	A	A	A	A	A
		80		A	A	A	A	A	A
		100		B	B	A	A	A	B
Sodium Nitrate 硝酸钠	饱和 Gathers full	20	A	A	A	A	A	A	A
		40	A	A	A	A	A	A	A
		60	A	A	A	A	A	A	A
		80		A	A	A	A	A	A
		100				A	A	A	
Sodium Nitrite 亚硝酸钠	饱和 Gathers full	20	A	A	A	A	A	A	A
		40	A	A	A	A	A	A	A
		60	B	A	A	A	A	A	A
		80		B	A	A	A	A	A
		100				A	A	A	
Sodium Perc-horate 过氯酸钠		20	A	A	A	A	A		
		40	A	A	A	A	A		
		60	B	A	A	A	A		
		80		B	B	A	A		
		100				A	A		
Sodium Peroxide 过氧化钠		20	A	A	A	A	A		
		40	A	A	A	A	A		
		60	B	A	A	A	A		
		80		B	B	A	A		
		100				A	A		
Sodium phosp-hate Acid 酸性磷酸钠		20	A	A	A	A	A	A	A
		40	A	A	A	A	A	A	A
		60	A	A	A	A	A	A	A
		80		B		A	A	A	A
		100				A	A	B	
Sodium phosp-hate Aikalne 碱性磷酸钠		20	A	A	A	A	A	A	A
		40	A	A	A	A	A	A	A
		60	A	A	A	A	A	A	A
		80		A	A	A	A	A	A
		100				A	A	A	
Sodium phosp-hate Neutral 中和性磷酸钠		20	A	A	A	A	A	A	A
		40	A	A	A	A	A	A	A
		60	A	A	A	A	A	A	A
		80		B	A	A	A	A	A
		100				A	A	B	
Sodium Sulfate 硫酸钠	饱和 Gathers full	20	A	A	A	A	A	A	A
		40	A	A	A	A	A	A	A
		60	A	A	A	A	A	A	A
		80		A	A	A	A	A	A
		100				A	A	A	

化学品	浓度%	温度°C	UPVC	CPVC	RPP	PVDF	PTFE	FPM	EPMD
Sodium Sulfide 硫化钠		20	A	A	A	A	A	A	A
		40	A	A	A	A	A	A	A
		60	B	A	A	A	A	A	A
		80			A	A	A	A	A
		100				A	A	B	
Sodium Thioc-yanate 硫氰化钠		20	A	A	A	A	A	A	A
		40	A	A	A	A	A	A	A
		60	A	A	A	A	A	A	A
		80				A	A	A	
		100				A	A		
Sodium Thiosul-fate 硫代硫酸钠		20	A	A	A	A	A	A	A
		40	A	A	A	A	A	A	A
		60	A	A	A	A	A	A	A
		80		B	A	A	A	A	A
		100				A	A	A	B
Stannous Chloride (Tinll Chloride) 氯化亚锡		20	A	A	A	A	A		B
		40	A	A	A	A	A		B
		60	A	A	A	A	A		
		80		B	B	A	A		
		100				A	A		
Stearic Acid 十八酸		20	A	A	B	A	A	A	X
		40	A	A	B	A	A	A	
		60	B	A	B	A	A	B	
		80		B	C	A	A	C	
		100				A	A		
Succinic Acid 丁二酸		20	A	A	A	A	A	A	A
		40	A	A	A	A	A		
		60	A	A	A	A	A		
		80		B	B	A	A		
		100				A	A		
Sulfite Liquor 亚硫酸盐发液	6	20	A	A	A	A	A	A	A
		40	A	A	A	A	A	A	A
		60	A	A	A	A	A	A	A
		80		A	A	A	A		
		100				A	A		
Sulfur 硫黄		20	A	A		A	A	A	C
		40	A	A		A	A		
		60	B	A		A	A		
		80		B		A	A		
		100				A	A		
Sulfur Dioxide 二氧化硫	干 Dry	20	A	A	A	A	A	A	A
		40	A	A	A	A	A		
		60	B	A	A	A	A		
		80		A	A	A	A		
		100				A	A		
Sulfur Dioxide 二氧化硫	湿 Wet	20	A	A	A	A	A	A	A
		40	A	A	A	A	A	A	A
		60	B	A	A	A	A	A	A
		80		B	B	A	A		
		100				A	A		
Sulfuric Acid 硫酸		20	A	A	A	A	A	A	A
		40	A	A	A	A	A	A	A
		60	A	A	A	A	A	A	A
		80		A	B	A	A	A	B
		100				A	A	B	X
Sulfuric Acid 硫酸		20	A	A	A	A	A	A	A
		40	A	A	A	A	A	A	A
		60	A	A	A	A	A	A	B
		80		A	B	A	A	A	B
		100				A	A	B	C
Sulfuric Acid 硫酸		20	A	A	A	A	A	A	A
		40	A	A	A	A	A	A	A
		60	B	B	B	A	A	A	B
		80		C	B	A	A	B	C
		100				B	A	C	

化学品	浓度%	温度°C	UPVC	CPVC	RPP	PVDF	PTFE	FPM	EPMD
Sulfuric Acid 硫酸		20	A	A	A	A	A	A	A
		40	B	A	A	A	A	A	B
		60	B	B	B	A	A	A	B
		80		C	B	A	A	B	X
		100				B	B	B	
Sulfuric Acid 硫酸		20	A	A	C	A	A	A	X
		40	B	B		A	A	C	
		60	C	C		A	B	C	
		80				B	B		
		100				C	B		
Sulfurous Acid 亚硫酸		20	A	A	A	A	A	A	A
		40	A	A	A	A	A	A	A
		60	A	A	A	A	A	A	A
		80		B	A	A	A	B	A
		100		C	B	A	A	C	B
Tartaric Acid (Dioxysuc cinic Acid) 酒石酸		20	A	A	A	A	A	A	A
		40	A	A	A	A	A		A
		60	B	B	B	A	A		A
		80		B	C	A	A		A
		100			X	A	B		
Tetrachl-oroethaen 四氯乙烷	纯 Pure	20				A	A	A	X
		40				A	A		
		60				A	A		
		80				A	A		
		100				A	A		
Tetrachl-oroethaen 四氯乙烷		20				A	A	A	X
		40				A	A		
		60				A	A		
		80				A	A		
		100				A	A		
Trichloro-acetic Acid 三氯乙酸		20			A	A	A	X	X
		40			A	B	A		
		60			A	C	A		
		80				X			
		100							
Urine 尿		20	A	A	A	A	A	A	A
		40	A	A	A	A	A		
		60	A	A	A	A	A		
		80		A	A	A	A		
		100				B	A		
Vaseline (Petro latum) 凡士林		20	A	A	A	A	A	A	X
		40	A	A	A	A	A		
		60	A	A	A	A	A		
		80		A	A	A	A		
		100				A	A		
Vinegar 醋		20	A	A	A	A	A	A	A
		40	A	A	A	A	A	A	A
		60	A	A	A	A	A	A	A
		80				A	A		
		100				B	A		
Vinyl Acetate 醋酸乙烯酯		20	X	X		A	A	X	B
		40				A	A		
		60				A	A		
		80				A	A		
		100				A	A		
Water (salt Water) 盐水	饱和 Gathers full	20	A	A	A	A	A	A	A
		40	A	A	A	A	A	A	A
		60	A	A	A	A	A	A	A
		80		A	A	A	A	A	A
		100				A	A		
Water (Ses Water) 海水		20	A	A	A	A	A	A	A
		40	A	A	A	A	A	A	A
		60	A	A	A	A	A	A	A
		80		A	A	A	A	A	A
		100				A	A		

化学品	浓度%	温度°C	UPVC	CPVC	RPP	PVDF	PTFE	FPM	EPMD
Water (Sewage Water) 污水		20	A	A	A	A	A	A	A
		40	A	A	A	A	A	A	A
		60	A	A	A	A	A	A	A
		80		A	A	A	A		
		100				A	A		
White Liquor 烧卤液		20	A	A	A	A	A	A	A
		40	A	A	A	A	A	A	A
		60	B	B	B	A	A		A
		80				A	A		A
		100				A	A		
Zinc Chloride 氯化锌		20	A	A	A	A	A	A	A
		40	A	A	A	A	A	A	A
		60	A	A	A	A	A	A	A
		80		A	A	A	A	A	A
		100				A	A	A	B
Zinc Nitrate 硝酸锌		20	A	A	A	A	A	A	A
		40	A	A	A	A	A	A	A
		60	A	A	A	A	A	A	A
		80		A	A	A	A	A	A
		100				A	A	A	
Zinc Sulfate 硫酸锌		20	A	A	A	A	A	A	A
		40	A	A	A	A	A	A	A
		60	A	A	A	A	A	A	A
		80		A	A	A	A	A	A
		100				A	A	A	
Hydrochl-oric Acid 氢氯酸 Allyl Chloride 3-氯丙烯	36 12 PPM	20	B	B	B	A	A	B	B
		40	B	B	B	A	A	B	B
		60			B	A	A	B	C
		80				A	A	B	
		100				B	A	C	
Hydrochl-oric Acid 氢氯酸 Benzene 苯	36 54 PPM	20	B	B	B	A	A	B	B
		40	B	B	B	A	A	B	B
		60	B	B	B	A	A	B	C
		80		B	B	A	A	B	
		100				B	A	C	
Hydrochl-oric Acid 氢氯酸 Chlorob-enzene 氯苯	18 490 PPM	20	A	A	A	A	A	B	B
		40	B	B	B	A	A	B	C
		60	B	B	B	A	A	B	
		80		B	B	A	A	C	
		100				A	A		
Hydrochl-oric Chloro-benzene 氯苯	36 890 PPM	20	B	C	B	A	A	B	C
		40	B		B	A	A	B	C
		60				A	A	C	
		80				A	A		
		100				B	A		
Hydrofluoric Acid氢氟酸 Chromlum Sulfate Sodium Silico-fluoride 氟矽化钠	200g/1 1g/1 12g/1	20	A	A	X	A	A	X	X
		40	B	B		A	A		
		60	B	B		A	A		
		80		B		A	A		
		100				A	A		
Hydrofluoric Acid氢氟酸 Sodium Silico-fluoride 氟矽化钠 oxalic Acid 草酸	350g/1 17g/1 1g/1	20	A	A	X	A	A	X	X
		40	B	B		A	A		
		60	C	C		A	A		
		80				A	A		
		100				A	B		
Hydrochloric Acid氢氟酸 ferrous Chioride 氯化亚铁	25 28	20				A	A		A
		40				A	A		A
		60				A	A		A
		80				A	A		B
		100				A	A		
Hydroc-hloric 氢氟气 hydrot-luoric Acid氢氟酸	10 15	20	A	A		A	A		
		40	B	B		A	A		
		60	B	B		A	A		
		80	X	X		A	A		
		100				B	A		

化学品	浓度%	温度°C	UPVC	CPVC	RPP	PVDF	PTFE	FPM	EPMD
Hydroc-hloric Acid氢氯酸 hydro-fluoric Acid氢氟酸	18 20	20	A	A		A	A		
		40	B	B		A	A		
		60	B	B		A	A		
		80		B		A	A		
		100		X		B	B		
Hydroc-hloric 氢氟气 Nitric Acid硝酸	20 50	20	A	A	B	A	A	A	B
		40	A	A	C	A	A	B	
		60	B	B	X	A	A		
		80		C		A	A		
		100				A	A		
Hydroch-loric Acid 氢氟酸 ortho-chloro-phenal	36 170 PPM	20	B	B	B	A	A	B	B
		40	B	B	B	A	A	B	B
		60	B	B	B	A	A	B	C
		80				A	A	B	
		100				B	A	C	
Hydroc-hloric 氢氧气 Solturic Acid	36 98	20	B	B	X	A	A	X	X
		40	X	X		A	A		
		60				A	A		
		80				B	A		
		100				C	A		
Hydroc-hloric Acid 氢氧气 Sulfuric Acid	20 5	20	A	A	A	A	A	A	A
		40	A	B	A	A	A	A	A
		60	B	B	A	A	A	A	A
		80		B	B	A	A	A	B
		100				A	A		
Hydrofl-uoric Acid 氢氟酸 Sulfuric Acid	36 98	20	A	A	A	A	A	X	X
		40	A	A	A	A	A		
		60	B	B	B	A	A		
		80		B	B	A	A		
		100				A	A		
Hydrofl-uoric Acid 氢氟酸 Ammonium Fluoride 氟化铵	250g/1 8g/1	20	A	A	X	A	A	X	X
		40	A	A		A	A		
		60	B	B		A	A		
		80		C		A	A		
		100				A	A		
Hydroch-loric Acid 氢氯酸 Ferrlc Chloride 氯化铁	25 28	20	A	A	A	A	A	A	A
		40	A	A	A	A	A	A	A
		60	A	A	A	A	A	A	A
		80		A	A	A	A	B	B
		100		B	B	A	A	C	C
Hydroch-loric Acid 氢氟酸 Ferrlc Chloride 氯化铁	20 28	20				A	A	A	A
		40				A	A	A	A
		60				A	A	A	A
		80				A	A	B	B
		100				A	A	C	C
Nitric Acid 硝酸 Hydroflu-oric Acid 氢氟酸	15 3	20	A	A	A	A	A		
		40	A	A	A	A	A		
		60	B	B	B	A	A		
		80	X	X		A	A		
		100	X	X		A	A		
Nitric Acid 硝酸 Hydroflu-oric Acid 氢氟酸	15 5	20	A	A	A	A	A	A	A
		40	A	A	A	A	A	A	B
		60	B	C	X	A	A	B	
		80	X	X		A	A	B	
		100				A	A	C	
Nitric Acid 硝酸 Hydroflu-oric Acid 氢氟酸	15 10	20	A	B	B	A	A		
		40	B	C	B	A	A		
		60	B	C		A	A		
		80	X	X		A	A		
		100				B	A		
Nitric Acid 硝酸 Hydroflu-oric Acid 氢氟酸	15 15	20	A	B	B	A	A		
		40	B	C	B	A	A		
		60	B	C		A	A		
		80	X	X		A	A		
		100				B	A		

化学品	浓度%	温度°C	UPVC	CPVC	RPP	PVDF	PTFE	FPM	EPMD
Nitric Acid 硝酸 Hydroflu-oric Acid 氢氟酸	5 20	20	A	A		A	A		
		40	B	B		A	A		
		60	B	B		A	A		
		80	X	B		A	A		
		100		X		B	A		
Nitric Acid 硝酸 Sulfuric Acid	50 100g 50 100g	20	B	B	B	A	A		
		40	X	X	X	A	A		
		60				A	A		
		80				A	A		
		100				A	A		
Sulfuric Acid Chromic Acid 铬 酸	2 1	20	A	A	B	A	A	A	
		40	B	A	C	A	A	B	
		60	B	B	X	A	A	C	
		80		C		A	A	X	
		100				A	A		
Sulfuric Acid Chromic Acid 铬酸	10 10	20	A	B	X	A	A	A	B
		40	B	B		A	A	B	
		60	C	X		A	A	C	
		80				A	A		
		100				A	A		
Sulfuric Acid Chromic Acid 铬酸	10 15	20	A	B	X	A	A	B	C
		40	B	B		A	A	C	
		60	C	X		A	A	X	
		80				A	A		
		100				A	A		
Sulfuric Acid Chromic Acid 铬酸	4g/1 400g/1	20	A	B	X	A	A	X	X
		40	B	B		A	A		
		60	B	B		A	A		
		80		C		A	A		
		100				A	A		
Sulfuric Acid 铬酸 Chromic Acid Phosphoric 磷酸	15 parts 5 80	20	A	A	X	A	A	A	B
		40	A	A		A	A	A	B
		60	B	A		A	A	B	C
		80		B		A	A	C	X
		100				A	A	X	
Sulfuric Acid Chromic Acid 铬酸 Water 水	2 parts 10 80	20	A	A	X	A	A	A	X
		40	A	A		A	A	B	X
		60	B	B		A	A	C	
		80		B		A	A	X	
		100				A	A		
Sulfuric Acid Chromic Acid Sodium Silicofluoride 铬酸 氟矽化钠	0.7 250 1	20	A	A	X	A	A	X	X
		40	A	A		A	A		
		60	B	B		A	A		
		80		B		A	A		
		100				A	A		
Sulfuric Acid Hydrofluoric Aicd 氢氟酸	20 10	20	A	A	X	A	A	A	A
		40	B	B		A	A	B	B
		60	B	B		A	A	C	C
		80		C		A	A		
		100				A	A		
Sulfuric Acid Hydrofluoric Acid 氢氟酸	25 15	20	A	A	X	A	A		
		40	B	B		A	A		
		60	B	B		A	A		
		80	X	X		A	A		
		100				B	A		
Sulfuric Acid Nitric Acid 硝酸 Chlorine Gas 氯气	75 5 Little	20	A	A	B	A	A		
		40	A	A	B	A	A		
		60	B	B	C	A	A		
		80		B		A	A		
		100					A		
Sulfuric Acid Sulfurous Acid 亚硫酸	75 4	20	A	A	A	A	A	A	A
		40	A	A	B	A	A	B	A
		60	A	A	B	A	A	C	B
		80		B	B	A	A	X	C
		100				B	A		X

化学品	浓度%	温度°C	UPVC	CPVC	RPP	PVDF	PTFE	FPM	EPMD
Sulfuric Acid Spelter 生锌 Manganese Sulfate	150 80 2	20	A	A	A	A	A	A	A
		40	A	A	A	A	A	A	A
		60	A	A	A	A	A	A	A
		80		B	B	A	A	B	B
		100				A	A	C	C
Sodium Sulfide 硫化钠 Sulfuric Acid 甲醛 Formaldehyde	225 225 50	20	A	A	A	A	A	A	B
		40	A	A	A	A	A	A	A
		60		A	A	A	A	A	A
		80		B	B	B	B	A	A
		100				B	B	A	

备注 Note